

GCSE CHINESE (MANDARIN)

Paper 2 Speaking (Foundation and Higher)

F+H

Specimen 2019

Teacher's Booklet

To be conducted by the teacher-examiner

Time allowed: 7-9 minutes at Foundation (+12 minutes' supervised preparation time)
10-12 minutes at Higher (+12 minutes' supervised preparation time)

Instructions

- During the preparation time candidates are required to prepare **one** Role-play card and **one** Photo card. The Speaking Test Sequence Charts at the end of this Booklet show you which Role-play card and Photo card to give to the candidate.
- Candidates may make notes during the preparation time for use during the test. They must hand these notes to you before you start the General Conversation.
- Candidates should hand both stimulus cards to you before you start the General Conversation.
- It is a requirement for the candidate to ask you at least one question during the General Conversation; this can happen at any time during this section of the test. If, towards the end of the General Conversation, the candidate has not asked you a question, you must prompt this by asking the candidate in Chinese, 'Is there anything you want to ask me?'

Information

- The test will last a maximum of 9 minutes (at Foundation) or 12 minutes (at Higher) and will consist of a Role-play card (approximately 2 minutes at Foundation and Higher) and a Photo card (approximately 2 minutes at Foundation and 3 minutes at Higher), followed by a General Conversation. The General Conversation is based on two out of the three Themes listed in the Teacher's Booklet (3-5 minutes at Foundation; 5-7 minutes at Higher).
- Candidates must **not** use a dictionary at any time during this test. This includes the preparation time.

General Certificate of Secondary Education
June 2019

Chinese (Mandarin)
Speaking Test
Teacher's Booklet

Contents

Part 1

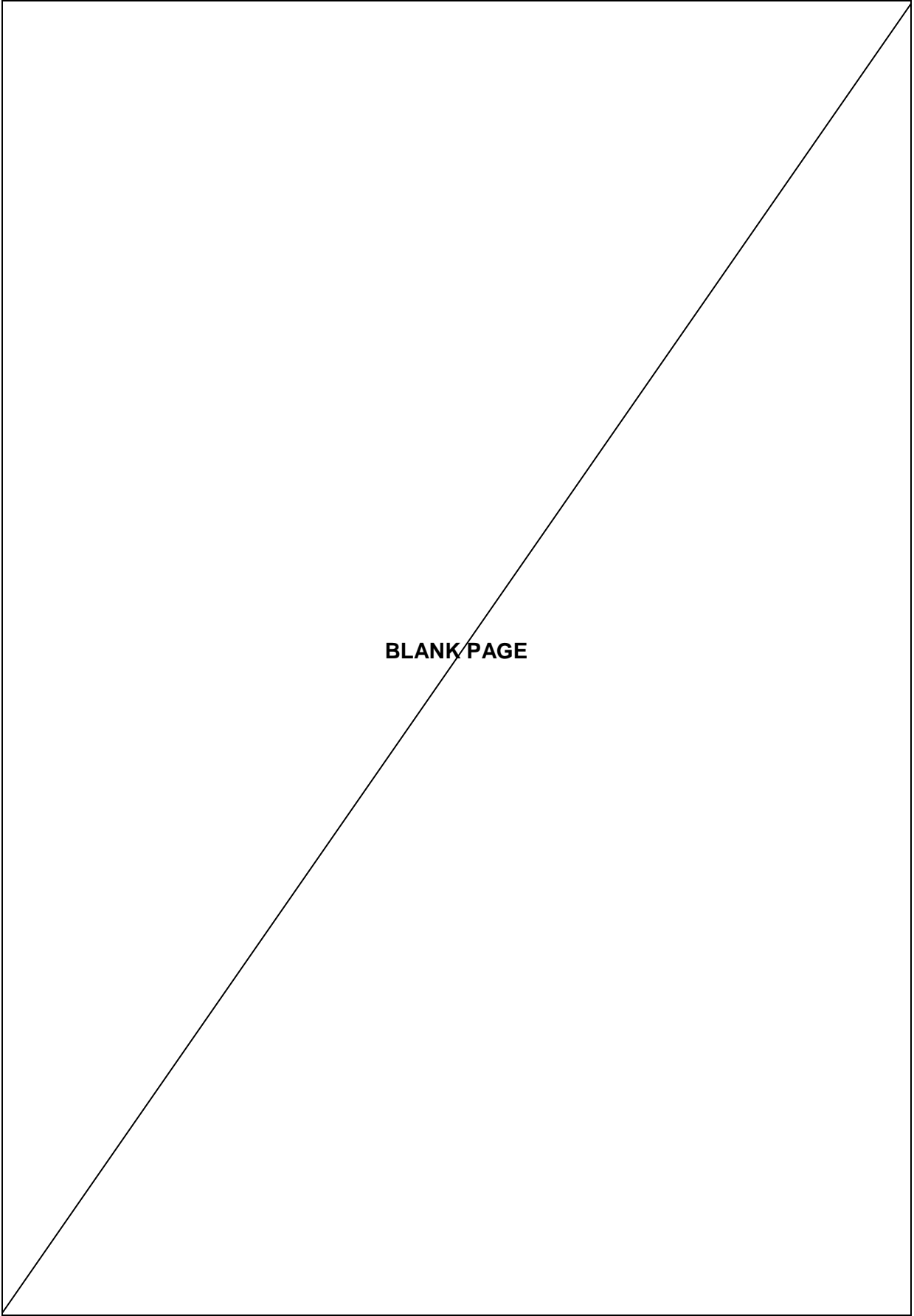
Role-plays (Foundation Tier) (1-6)
Role-plays (Higher Tier) (7-12)

Part 2

Photo cards (Foundation Tier) (A-F)
Photo cards (Higher Tier) (G-L)

Part 3

Suggested questions for General Conversation



ROLE-PLAY 1 (FOUNDATION TIER)**CANDIDATE'S ROLE****Part 1****Instructions to candidates**

Your teacher will play the part of your Chinese friend and will speak first.

When you see this – **!** – you will have to respond to something you have not prepared.

When you see this – **?** – you will have to ask a question.

You are talking to your Chinese friend about you and your life.

- Describe one of your friends (**one** detail).
 - **!**
 - Say if you like pets and why/why not (**one** opinion).
 - Say where you live (**one** detail).
 - **?** Ask your friend if he/ she has any sisters.
-

ROLE-PLAY 1 (FOUNDATION TIER)**TEACHER'S ROLE**

- You begin the role-play.
- You may change the target language phrases given below **only** if the candidate's response makes them inappropriate.
- Remember that if you supply key vocabulary, candidates cannot be rewarded for it.

You must begin the role-play by using the introductory text below.

Introductory text: 我是你的朋友。

- 1 Ask the candidate to describe one of his/her friends. (Elicit **one** detail).

请说说你的一个朋友，好吗？

- 2 Allow the candidate to give **one** detail about one of his/her friends.

! Ask the candidate how old he/she is.

你多大了？

- 3 Allow the candidate to say how old he/she is.

Ask the candidate if he/she likes pets and why/why not. (Elicit **one** opinion)

你喜欢宠物吗？为什么喜欢/不喜欢？

- 4 Allow the candidate to say if he/she likes pets and why/why not.

Ask the candidate where he/she lives. (Elicit **one** detail).

你住在哪儿？

- 5 Allow the candidate to give **one** detail about where he/she lives.

很好。

- ? Allow the candidate to ask you if you have any sisters.

(Give an appropriate answer).

ROLE-PLAY 2 (FOUNDATION TIER)**CANDIDATE'S ROLE****Instructions to candidates**

Your teacher will play the part of your Chinese classmate and will speak first.

When you see this – **!** – you will have to respond to something you have not prepared.

When you see this – **?** – you will have to ask a question.

You are talking to your Chinese classmate about free time.

- Say what type of music you like (**one** detail).
- Say if you like going to the cinema and why/why not.
- **!**
- Say what you do with your friends (**one** detail).
- **?** Ask your friend if he/she likes shopping.

ROLE-PLAY 2 (FOUNDATION TIER)**TEACHER'S ROLE**

- You begin the role-play.
 - You may change the target language phrases given below **only** if the candidate's response makes them inappropriate.
 - Remember that if you supply key vocabulary, candidates cannot be rewarded for it.
-

You must begin the role-play by using the introductory text below.

Introductory text: 我是你的同学。

- 1 Ask the candidate what type of music he/she likes.

你喜欢听什么音乐？

- 2 Allow the candidate to say what type of music he/she likes.
Ask the candidate if he/she likes going to the cinema and why/why not.

你喜欢去看电影吗？为什么喜欢/不喜欢？

- 3 Allow the candidate to say if he/she likes going to the cinema and why/why not.
! Ask the candidate what sport he/she likes. (Elicit **one** detail).

你喜欢什么运动？

- 4 Allow the candidate to say what sport he/she likes.
Ask the candidate to say what he/she does with his/her friends. (Elicit **one** detail).

你和朋友一起喜欢做什么？

- 5 Allow the candidate to say what he/she does with his/her friends.

很好。

- ?** Allow the candidate to ask if you like shopping.

(Give an appropriate answer).

ROLE-PLAY 3 (FOUNDATION TIER)**CANDIDATE'S ROLE****Instructions to candidates**

Your teacher will play the part of your Chinese friend and will speak first.

When you see this – **!** – you will have to respond to something you have not prepared.

When you see this – **?** – you will have to ask a question.

You are talking to your Chinese friend about where you live.

- Describe where you live (**two** details).
- **!**
- Give your opinion about your house (**one** opinion).
- Say what is near your house (**one** detail).
- **?** Ask your friend where he/ she lives.

ROLE-PLAY 3 (FOUNDATION TIER)**TEACHER'S ROLE**

- You begin the role-play.
- You may change the target language phrases given below **only** if the candidate's response makes them inappropriate.
- Remember that if you supply key vocabulary, candidates cannot be rewarded for it.

You must begin the role-play by using the introductory text below.

Introductory text: 我是你的朋友。

- 1 Ask the candidate to describe where he/she lives (Elicit **two** details).

说说你住的地方？

- 2 Allow the candidate to give **two** details about where he/she lives.

- ! Ask the candidate to describe his/her room.

你的房间里有什么？

- 3 Allow the candidate to describe his/her room.
Ask the candidate for his/her opinion about his/her house. (Elicit **one** opinion).

你喜欢你家吗？为什么？

- 4 Allow the candidate to give his/her opinion about his/her house.
Ask the candidate what is near to his/her house. (Elicit **one** detail).

你家附近有什么？

- 5 Allow the candidate to give **one** detail about what is near his/her house.

很好。

- ? Allow the candidate to ask you where you live.

(Give an appropriate answer).

ROLE-PLAY 4 (FOUNDATION TIER)**CANDIDATE'S ROLE****Instructions to candidates**

Your teacher will play the part of your Chinese friend and will speak first.

When you see this – **!** – you will have to respond to something you have not prepared.

When you see this – **?** – you will have to ask a question.

You are talking to your Chinese friend about travel and tourism.

- Say where you go on holiday (**one** detail).
- **!**
- Say how you like to travel and why.
- Give your opinion of staying in a hotel (**one** detail).
- **?** Ask your friend if he/she likes China.

ROLE-PLAY 4 (FOUNDATION TIER)**TEACHER'S ROLE**

- You begin the role-play.
 - You may change the target language phrases given below **only** if the candidate's response makes them inappropriate.
 - Remember that if you supply key vocabulary, candidates cannot be rewarded for it.
-

You must begin the role-play by using the introductory text below.

Introductory text: 我是你的朋友。

- 1** Ask the candidate where he/she goes on holiday. (Elicit **one** detail).

你去哪儿度假？

- 2** Allow the candidate to say where he/she goes on holiday.

! Ask the candidate what he/she does there.

你度假的时候喜欢做什么？

- 3** Allow the candidate to say what he/she does there.
Ask the candidate how he/she likes to travel and why.

你喜欢坐什么车去度假？

- 4** Allow the candidate to say how he/she likes to travel and why.
Ask the candidate to give one opinion about staying in a hotel.

你喜欢住旅馆吗？为什么？

- 5** Allow the candidate to give **one** opinion of staying in a hotel.

很好。

- ?** Allow the candidate to ask you if you like China.

(Give an appropriate answer).

ROLE-PLAY 5 (FOUNDATION TIER)**CANDIDATE'S ROLE****Instructions to candidates**

Your teacher will play the part of your Chinese tutor and will speak first.

When you see this – **!** – you will have to respond to something you have not prepared.

When you see this – **?** – you will have to ask a question.

You are talking to your Chinese tutor about life at school.

- Describe your school day (**one** detail).
- **!**
- Say what sport you play at school (**one** detail).
- Say who your favourite teacher is and why.
- **?** Ask your friend how many students there are in his/her school.

ROLE-PLAY 5 (FOUNDATION TIER)**TEACHER'S ROLE**

- You begin the role-play.
- You may change the target language phrases given below **only** if the candidate's response makes them inappropriate.
- Remember that if you supply key vocabulary, candidates cannot be rewarded for it.

You must begin the role-play by using the introductory text below.

Introductory text: 我是你的老师。

- 1** Ask the candidate to give **one** detail about his/her school day.

说说你每天在学校做什么？

- 2** Allow the candidate to give **one** detail about his/her school day.

- !** Ask the candidate what he/she eats at lunchtime.

你午饭吃什么？

- 3** Allow the candidate to say what he/she eats at lunchtime.
Ask the candidate what sport he/she plays at school. (Elicit **one** detail).

你做什么体育活动？

- 4** Allow the candidate to say what sport he/she plays at school. (Elicit **one** detail).
Ask the candidate who his/her favourite teacher is and why.

你最喜欢的老师是谁？

- 5** Allow the candidate to say who his/her favourite teacher is and why.

很好。

- ?** Allow the candidate to ask you how many students there are in your school.

(Give an appropriate answer).

ROLE-PLAY 6 (FOUNDATION TIER)**CANDIDATE'S ROLE****Instructions to candidates**

Your teacher will play the part of your Chinese classmate and will speak first.

When you see this – **!** – you will have to respond to something you have not prepared.

When you see this – **?** – you will have to ask a question.

You are talking to your Chinese classmate about school and your studies.

- Describe your school (**two** details).
- Say why you like/do not like maths (**one** opinion).
- **!**
- Say what you like to do after school (**one** detail).
- **?** Ask your friend what his/her favourite subject is.

ROLE-PLAY 6 (FOUNDATION TIER)**TEACHER'S ROLE**

- You begin the role-play.
- You may change the target language phrases given below **only** if the candidate's response makes them inappropriate.
- Remember that if you supply key vocabulary, candidates cannot be rewarded for it.

You must begin the role-play by using the introductory text below.

Introductory text: 我是你的同学。

- 1 Ask the candidate to give **two** details about his/her school.

说说你的学校？

- 2 Allow the candidate to give **two** details about his/her school.
Ask the candidate to give his/her opinion about maths. (Elicit **one** opinion)

你喜欢学数学吗？为什么喜欢/不喜欢？

- 3 Allow the candidate to give his/her opinion about maths.
! Ask the candidate what time he/she goes to school.

你几点去学校？

- 4 Allow the candidate to say what time he/she goes to school.
Ask the candidate what he/she likes to do after school. (Elicit **one** detail).

放学以后你做什么？

- 5 Allow the candidate to give **one** detail about what he/she likes to do after school.

很好。

- ?** Allow the candidate to ask you about your favourite subject.

(Give an appropriate answer).

ROLE-PLAY 7 (HIGHER TIER)**CANDIDATE'S ROLE****Instructions to candidates**

Your teacher will play the part of your Chinese classmate and will speak first.

When you see this – **!** – you will have to respond to something you have not prepared.

When you see this – **?** – you will have to ask a question.

You are talking to your Chinese classmate about your interests.

- Say what you did yesterday (**one** detail).
- Say what you like to do in the evening (**two** activities).
- **!**
- Say what pop star you like and why.
- **?** Ask your friend what type of music he/she likes.

ROLE-PLAY 7 (HIGHER TIER)**TEACHER'S ROLE**

- You begin the role-play.
- You may change the target language phrases given below **only** if the candidate's response makes them inappropriate.
- Remember that if you supply key vocabulary, candidates cannot be rewarded for it.

You must begin the role-play by using the introductory text below.

Introductory text: 我是你的同学。

- 1** Ask the candidate what he/she did yesterday. (Elicit **one** detail).

你昨天做了什么？

- 2** Allow the candidate to say what he/she did yesterday.
Ask the candidate what he/she likes to do in the evening. (Elicit **two** activities).

你晚上一般喜欢做什么？

- 3** Allow the candidate to say **two** activities he/she likes to do in the evening.
! Ask the candidate to say what sort of films he/she likes.

你喜欢看什么电影？为什么？

- 4** Allow the candidate to say what sort of films he/she likes.
Ask the candidate which pop star he/she likes and why.

你喜欢哪个歌星？为什么？

- 5** Allow the candidate to say which pop star he/she likes and why.

很有意思。

- ?** Allow the candidate to ask you about the type of music you like.

(Give an appropriate answer).

ROLE-PLAY 8 (HIGHER TIER)**CANDIDATE'S ROLE****Instructions to candidates**

Your teacher will play the part of your friend and will speak first.

When you see this – **!** – you will have to respond to something you have not prepared.

When you see this – **?** – you will have to ask a question.

You are talking to your friend about culture and customs.

- Say what you do at New Year (**one** detail).
- **!**
- Say how you celebrate your birthday (**two** activities).
- Say what your favourite present was last year and why.
- **?** Ask your friend what he/she likes to eat on his/her birthday.

ROLE-PLAY 8 (HIGHER TIER)**TEACHER'S ROLE**

- You begin the role-play.
- You may change the target language phrases given below **only** if the candidate's response makes them inappropriate.
- Remember that if you supply key vocabulary, candidates cannot be rewarded for it.

You must begin the role-play by using the introductory text below.

Introductory text: 我是你的朋友。

- 1 Ask the candidate what he/she does at New Year. (Elicit **one** detail).

过年的时候一般做什么？

- 2 Allow the candidate to say what he/she does at New Year.

- ! Ask the candidate what festival he/she likes best.

你最喜欢哪个节日？

- 3 Allow the candidate to say what festival he/she likes best.
Ask the candidate how he/she celebrates his/her birthday (Elicit **two** activities).

过生日你最喜欢做什么？

- 4 Allow the candidate to give **two** activities he/she does to celebrate his/her birthday.
Ask the candidate what his/her favourite present was last year and why.

去年过生日你最喜欢的礼物是什么？为什么？

- 5 Allow the candidate to say what his/her favourite present was last year and why.

很有意思。

- ? Allow the candidate to ask what you like to eat on your birthday.

(Give an appropriate answer).

ROLE-PLAY 9 (HIGHER TIER)**CANDIDATE'S ROLE****Instructions to candidates**

Your teacher will play the part of your Chinese friend and will speak first.

When you see this – **!** – you will have to respond to something you have not prepared.

When you see this – **?** – you will have to ask a question.

You are talking to your Chinese friend about where you live.

- Say what young people like to do in the area where you live (**one** detail).
- Describe your house (**two** details).
- **!**
- Say where you would like to live in the future and why.
- **?** Ask your friend how many bedrooms there are in his/her house.

ROLE-PLAY 9 (HIGHER TIER)**TEACHER'S ROLE**

- You begin the role-play.
- You may change the target language phrases given below **only** if the candidate's response makes them inappropriate.
- Remember that if you supply key vocabulary, candidates cannot be rewarded for it.

You must begin the role-play by using the introductory text below.

Introductory text: 我是你的朋友。

- 1** Ask the candidate what young people like to do in the area where he/she lives. (Elicit **one** detail).

在你住的地方年轻人都喜欢做什么？

- 2** Allow the candidate to say what young people like to do in the area where he/she lives. Ask the candidate to describe his/her house. (Elicit **two** details).

说说你家的房间？

- 3** Allow the candidate to give **two** details about his/her house.
! Ask the candidate what is near his/her house.

你家附近有什么？

- 4** Allow the candidate to say what is near his/her house. Ask the candidate where he/she would like to live in the future and why.

你将来想住在哪儿？为什么？

- 5** Allow the candidate to say where he/she would like to live in the future and why.

很有意思。

- ?** Allow the candidate to ask you how many bedrooms there are in your house.

(Give an appropriate answer).

ROLE-PLAY 10 (HIGHER TIER)**CANDIDATE'S ROLE****Instructions to candidates**

Your teacher will play the part of your Chinese tutor and will speak first.

When you see this – **!** – you will have to respond to something you have not prepared.

When you see this – **?** – you will have to ask a question.

You are talking to your Chinese tutor about global and social issues.

- Say what environmental problem there is in your area (**one** detail).
- **!**
- Say what you think about recycling (**one** opinion).
- Say what you do to save energy at home (**one** detail).
- **?** Ask your tutor what he/she would do to improve the environment.

ROLE-PLAY 10 (HIGHER TIER)**TEACHER'S ROLE**

- You begin the role-play.
- You may change the target language phrases given below **only** if the candidate's response makes them inappropriate.
- Remember that if you supply key vocabulary, candidates cannot be rewarded for it.

You must begin the role-play by using the introductory text below.

Introductory text: 我是你的老师。

- 1 Ask the candidate what environmental problem there is in his/her area. (Elicit **one** detail).

在你住的地方有什么环境问题？

- 2 Allow the candidate to say what environmental problem there is in his/her area.

! Ask the candidate how he/she prefers to travel and why.

你最喜欢坐什么车？为什么？

- 3 Allow the candidate to say how he/she prefers to travel and why.
Ask the candidate what he/she thinks about recycling. (Elicit **one** opinion).

你觉得什么东西可以回收再用？

- 4 Allow the candidate to say what he/she thinks about recycling.
Ask the candidate what he/she does to save energy at home. (Elicit **one** detail).

在你家你怎么省电？

- 5 Allow the candidate to say what he/she does to save energy at home.

很有意思。

- ? Allow the candidate to ask you what you do to improve the environment.

ROLE-PLAY 11 (HIGHER TIER)**CANDIDATE'S ROLE****Instructions to candidates**

Your teacher will play the part of your Chinese friend and will speak first.

When you see this – **!** – you will have to respond to something you have not prepared.

When you see this – **?** – you will have to ask a question.

You are talking to your Chinese friend about career choices and ambitions.

- Say what job you would like to do in the future.
- **!**
- Say what job your friend does and if he/she likes his/her job.
- Say if you like learning a foreign language and why/why not.
- **?** Ask your friend about his/her job.

ROLE-PLAY 11 (HIGHER TIER)**TEACHER'S ROLE**

- You begin the role-play.
- You may change the target language phrases given below **only** if the candidate's response makes them inappropriate.
- Remember that if you supply key vocabulary, candidates cannot be rewarded for it.

You must begin the role-play by using the introductory text below.

Introductory text: 我是你的朋友。

- 1 Ask the candidate what job he/she would like to do in the future.

你将来想做什么工作？

- 2 Allow the candidate to say what job he/she would like to do in the future.

- ! Ask the candidate what his/her opinion is of going to university.

上大学好不好，你的看法是什么？

- 3 Allow the candidate to say what his/her opinion is of going to university.
Ask the candidate what job his/her friend does and if he/she likes his/her job.

你的朋友做什么工作？他喜欢他的工作吗？

- 4 Allow the candidate to tell you what job his/her friend does and if he/she likes it.
Ask the candidate if he/she likes learning a foreign language and why/why not.

你喜欢学外语吗？为什么喜欢/不喜欢？

- 5 Allow the candidate to say if he/she likes learning a foreign language and why/why not.

很有意思。

- ? Allow the candidate to ask you a question about your job.

(Give an appropriate answer).

ROLE-PLAY 12 (HIGHER TIER)**CANDIDATE'S ROLE****Instructions to candidates**

Your teacher will play the part of your Chinese friend and will speak first.

When you see this – **!** – you will have to respond to something you have not prepared.

When you see this – **?** – you will have to ask a question.

You are talking to your Chinese friend about education and your career.

- Say what job you will do after leaving school.
- **!**
- Say what subject is most useful at school and why.
- Say which teacher you like best and why.
- **?** Ask your friend what he/she dislikes about his/her school life.

ROLE-PLAY 12 (HIGHER TIER)**TEACHER'S ROLE**

- You begin the role-play.
- You may change the target language phrases given below **only** if the candidate's response makes them inappropriate.
- Remember that if you supply key vocabulary, candidates cannot be rewarded for it.

You must begin the role-play by using the introductory text below.

Introductory text: 我是你的朋友。

- 1 Ask the candidate what job he/she will do after leaving school.

你毕业以后有什么计划？

- 2 Allow the candidate to say what job he/she will do after leaving school.

- ! Ask the candidate which subject he/she likes to study.

你喜欢什么科目？

- 3 Allow the candidate to say which subject he/she likes to study.
Ask the candidate what subject is most useful and why.

你觉得哪门科目最有用？为什么？

- 4 Allow the candidate to say what subject is most useful and why.
Ask the candidate which teacher he/she likes best and why.

你最喜欢哪位老师？为什么？

- 5 Allow the candidate to say which teacher he/she likes best and why.

很有意思。

- ? Allow the candidate to ask you what you dislike about your school life.

(Give an appropriate answer).

FOUNDATION TIER**Part 2****Card A Candidate's Photo card**

- Look at the photo during the preparation period.
- Make any notes you wish to on an Additional Answer Sheet.
- Your teacher will then ask you questions about the photo and about topics related to **me, my family and friends**.



Your teacher will ask you the following three questions and then **two more questions** which you have not prepared.

- What is there in the photo?
 - What hobbies do you have?
 - What did you do last weekend with your friends? Did you enjoy it and why/why not?
-

Card A Teacher's Notes

Theme: Identity and culture

Topic: Me, my family and friends

The maximum time for this part of the test is **two minutes** but may well be less than that for some candidates.

Candidates may use any notes they have made during the preparation time.

You begin the conversation by asking the candidate the first question ‘照片里有什么?’.

You then ask the remaining four questions in order. You may paraphrase the questions provided the same meaning is maintained, and you may repeat or paraphrase a question that the candidate does not understand. You should allow the candidates to develop their responses as well as they are able. However, do not go over the maximum time of **two minutes** for the questions and answers on the Photo card.

- 照片里有什么?
- 你有什么爱好?
- 你上个周末和朋友一起做了什么? 你玩儿得好不好?
- 说说你的朋友。
- 你和你的朋友喜欢做什么?

Part 3 - General Conversation

The questions on the Photo card are followed by a General Conversation. The first part of this conversation should be on the candidate's nominated Theme and the second part on the remaining Theme from the ones listed below. The total time of the General Conversation should be **between three and five minutes** and a similar amount of time should be spent on each Theme.

Themes for the General Conversation

- Local, national, international and global areas of interest
- Current and future study and employment

Remember

It is a requirement for the candidate to ask you at least one question during the General Conversation; this can happen at any time during this section of the test. If, towards the end of the General Conversation, the candidate has not asked you a question, you must prompt this by asking the candidate in Chinese, ‘Is there anything you want to ask me?’.

FOUNDATION TIER

Card B Candidate's Photo card

- Look at the photo during the preparation period.
- Make any notes you wish to on an Additional Answer Sheet.
- Your teacher will then ask you questions about the photo and about topics related to **free time activities**.



Your teacher will ask you the following three questions and then **two more questions** which you have not prepared.

- What is there in the photo?
- Do you like to play football? Why/ why not?
- Have you ever seen a sports match? Did you enjoy it and why/why not?

Card B Teacher's Notes

Theme: Identity and culture

Topic: Free time activities

The maximum time for this part of the test is **two minutes** but may well be less than that for some candidates.

Candidates may use any notes they have made during the preparation time.

You begin the conversation by asking the candidate the first question ‘照片里有什么?’.

You then ask the remaining four questions in order. You may paraphrase the questions provided the same meaning is maintained, and you may repeat or paraphrase a question that the candidate does not understand. You should allow the candidates to develop their responses as well as they are able. However, do not go over the maximum time of **two minutes** for the questions and answers on the Photo card.

- 照片里有什么?
- 你喜欢踢足球吗? 为什么?
- 你看过体育比赛吗? 你喜欢不喜欢? 为什么?
- 你喜欢看什么电影?
- 你住的地方有什么好玩儿的?

Part 3 - General Conversation

The questions on the Photo card are followed by a General Conversation. The first part of this conversation should be on the candidate's nominated Theme and the second part on the remaining Theme from the ones listed below. The total time of the General Conversation should be **between three and five minutes** and a similar amount of time should be spent on each Theme.

Themes for the General Conversation

- Local, national, international and global areas of interest
- Current and future study and employment

Remember

It is a requirement for the candidate to ask you at least one question during the General Conversation; this can happen at any time during this section of the test. If, towards the end of the General Conversation, the candidate has not asked you a question, you must prompt this by asking the candidate in Chinese, ‘Is there anything you want to ask me?’

FOUNDATION TIER**Card C Candidate's Photo card**

- Look at the photo during the preparation period.
- Make any notes you wish to on an Additional Answer Sheet.
- Your teacher will then ask you questions about the photo and about topics related to **home, town, neighbourhood and region.**



Your teacher will ask you the following three questions and then **two more questions** which you have not prepared.

- What is there in the photo?
- Talk about your bedroom. Do you like it?
- Would you like to live in the city or the countryside and why/why not?

Card C Teacher's Notes

Theme: Local, national, international and global areas of interest

Topic: Home, town, neighbourhood and region.

The maximum time for this part of the test is **two minutes** but may well be less than that for some candidates.

Candidates may use any notes they have made during the preparation time.

You begin the conversation by asking the candidate the first question ‘照片里有什么?’.

You then ask the remaining four questions in order. You may paraphrase the questions provided the same meaning is maintained, and you may repeat or paraphrase a question that the candidate does not understand. You should allow the candidates to develop their responses as well as they are able. However, do not go over the maximum time of **two minutes** for the questions and answers on the Photo card.

- 照片里有什么?
- 说说你的卧室。你喜欢吗?
- 你想住在城市，还是农村？为什么？
- 你家客厅里有什么？
- 你几点吃晚饭？

Part 3 - General Conversation

The questions on the Photo card are followed by a General Conversation. The first part of this conversation should be on the candidate's nominated Theme and the second part on the remaining Theme from the ones listed below. The total time of the General Conversation should be **between three and five minutes** and a similar amount of time should be spent on each Theme.

Themes for the General Conversation

- Identity and culture
- Current and future study and employment

Remember

It is a requirement for the candidate to ask you at least one question during the General Conversation; this can happen at any time during this section of the test. If, towards the end of the General Conversation, the candidate has not asked you a question, you must prompt this by asking the candidate in Chinese, ‘Is there anything you want to ask me?’

FOUNDATION TIER**Card D Candidate's Photo card**

- Look at the photo during the preparation period.
- Make any notes you wish to on an Additional Answer Sheet.
- Your teacher will then ask you questions about the photo and about topics related to **travel and tourism**.



Your teacher will ask you the following three questions and then **two more questions** which you have not prepared.

- What is there in the photo?
- Do you like going on holiday? Why/why not?
- Where did you go on holiday last year?

Card D Teacher's Notes

Theme: Local, national, international and global areas of interest

Topic: Travel and tourism

The maximum time for this part of the test is **two minutes** but may well be less than that for some candidates.

Candidates may use any notes they have made during the preparation time.

You begin the conversation by asking the candidate the first question ‘照片里有什么?’.

You then ask the remaining four questions in order. You may paraphrase the questions provided the same meaning is maintained, and you may repeat or paraphrase a question that the candidate does not understand. You should allow the candidates to develop their responses as well as they are able. However, do not go over the maximum time of **two minutes** for the questions and answers on the Photo card.

- 照片里有什么?
- 你喜欢度假吗? 为什么?
- 你去年去了哪儿度假?
- 你度假的时候喜欢买什么?
- 英国有什么好玩儿的地方?

Part 3 - General Conversation

The questions on the Photo card are followed by a General Conversation. The first part of this conversation should be on the candidate's nominated Theme and the second part on the remaining Theme from the ones listed below. The total time of the General Conversation should be **between three and five minutes** and a similar amount of time should be spent on each Theme.

Themes for the General Conversation

- Identity and culture
- Current and future study and employment

Remember

It is a requirement for the candidate to ask you at least one question during the General Conversation; this can happen at any time during this section of the test. If, towards the end of the General Conversation, the candidate has not asked you a question, you must prompt this by asking the candidate in Chinese, ‘Is there anything you want to ask me?’

FOUNDATION TIER**Card E Candidate's Photo card**

- Look at the photo during the preparation period.
- Make any notes you wish to on an Additional Answer Sheet.
- Your teacher will then ask you questions about the photo and about topics related to **life at school/college**.



Your teacher will ask you the following three questions and then **two more questions** which you have not prepared.

- What is there in the photo?
- What subject do you most like at school and why?
- What lessons did you have yesterday?

Card E Teacher's Notes

Theme: Current and future study and employment

Topic: Life at School/College

The maximum time for this part of the test is **two minutes** but may well be less than that for some candidates.

Candidates may use any notes they have made during the preparation time.

You begin the conversation by asking the candidate the first question '照片里有什么?'. You then ask the remaining four questions in order. You may paraphrase the questions provided the same meaning is maintained, and you may repeat or paraphrase a question that the candidate does not understand. You should allow the candidates to develop their responses as well as they are able. However, do not go over the maximum time of **two minutes** for the questions and answers on the Photo card.

- 照片里有什么?
- 在学校你最喜欢什么课? 为什么?
- 你昨天上了什么课?
- 你们班有多少个学生?
- 你在学校做什么运动?

Part 3 - General Conversation

The questions on the Photo card are followed by a General Conversation. The first part of this conversation should be on the candidate's nominated Theme and the second part on the remaining Theme from the ones listed below. The total time of the General Conversation should be **between three and five minutes** and a similar amount of time should be spent on each Theme.

Themes for the General Conversation

- Identity and culture
- Local, national, international and global areas of interest

Remember

It is a requirement for the candidate to ask you at least one question during the General Conversation; this can happen at any time during this section of the test. If, towards the end of the General Conversation, the candidate has not asked you a question, you must prompt this by asking the candidate in Chinese, 'Is there anything you want to ask me?'

FOUNDATION TIER**Card F Candidate's Photo card**

- Look at the photo during the preparation period.
- Make any notes you wish to on an Additional Answer Sheet.
- Your teacher will then ask you questions about the photo and about topics related to **career choices and ambition**.



Your teacher will ask you the following three questions and then **two more questions** which you have not prepared.

- What is there in the photo?
- Would you like to work as a shop assistant and why/ why not?
- What job would your best friend like to do in the future?

Card F Teacher's Notes

Theme: Current and future study and employment

Topic: Career choices and ambitions

The maximum time for this part of the test is **two minutes** but may well be less than that for some candidates.

Candidates may use any notes they have made during the preparation time.

You begin the conversation by asking the candidate the first question ‘照片里有什么?’.

You then ask the remaining four questions in order. You may paraphrase the questions provided the same meaning is maintained, and you may repeat or paraphrase a question that the candidate does not understand. You should allow the candidates to develop their responses as well as they are able. However, do not go over the maximum time of **two minutes** for the questions and answers on the Photo card.

- 照片里有什么?
- 你想当售货员吗? 为什么?
- 将来你的好朋友想做什么工作?
- 什么工作最有意思?
- 你喜欢不喜欢在外国工作? 为什么?

Part 3 - General Conversation

The questions on the Photo card are followed by a General Conversation. The first part of this conversation should be on the candidate's nominated Theme and the second part on the remaining Theme from the ones listed below. The total time of the General Conversation should be **between three and five minutes** and a similar amount of time should be spent on each Theme.

Themes for the General Conversation

- Identity and culture
- Local, national, international and global areas of interest

Remember

It is a requirement for the candidate to ask you at least one question during the General Conversation; this can happen at any time during this section of the test. If, towards the end of the General Conversation, the candidate has not asked you a question, you must prompt this by asking the candidate in Chinese, ‘Is there anything you want to ask me?’

HIGHER TIER**Card G****Candidate's Photo card**

- Look at the photo during the preparation period.
- Make any notes you wish to on an Additional Answer Sheet.
- Your teacher will then ask you questions about the photo and about topics related to **me, my family and friends**.



Your teacher will ask you the following three questions and then **two more questions** which you have not prepared.

- What is there in the photo?
- Describe which friend you get on best with.
- What do you like to do at weekends with your friends?

Card G Teacher's Notes

Theme: Identity and culture

Topic: Me, my family and friends

The maximum time for this part of the test is **three minutes** but may well be less than that for some candidates.

Candidates may use any notes they have made during the preparation time.

You begin the conversation by asking the candidate the first question ‘照片里有什么?’.

You then ask the remaining four questions in order. You may paraphrase the questions provided the same meaning is maintained, and you may repeat or paraphrase a question that the candidate does not understand. You should allow the candidates to develop their responses as well as they are able. However, do not go over the maximum time of **three minutes** for the questions and answers on the Photo card.

- 照片里有什么?
- 谁是你的好朋友?
- 你周末喜欢和朋友一起做什么?
- 你上个星期和朋友去了哪儿?
- 你工作以后想住在家里吗? 为什么?

Part 3 - General Conversation

The questions on the Photo card are followed by a General Conversation. The first part of this conversation should be on the candidate's nominated Theme and the second part on the remaining Theme from the ones listed below. The total time of the General Conversation should be **between five and seven minutes** and a similar amount of time should be spent on each Theme.

Themes for the General Conversation

- Local, national, international and global areas of interest
- Current and future study and employment

Remember

It is a requirement for the candidate to ask you at least one question during the General Conversation; this can happen at any time during this section of the test. If, towards the end of the General Conversation, the candidate has not asked you a question, you must prompt this by asking the candidate in Chinese, ‘Is there anything you want to ask me?’

HIGHER TIER**Card H Candidate's Photo card**

- Look at the photo during the preparation period.
- Make any notes you wish to on an Additional Answer Sheet.
- Your teacher will then ask you questions about the photo and about topics related to **free time activities**.



Your teacher will ask you the following three questions and then **two more questions** which you have not prepared.

- What is there in the photo?
- What sport do you like best and why?
- Do you like watching films? What type of films have you seen recently?

Card H Teacher's Notes

Theme: Identity and culture

Topic: Free time activities

The maximum time for this part of the test is **three minutes** but may well be less than that for some candidates.

Candidates may use any notes they have made during the preparation time.

You begin the conversation by asking the candidate the first question ‘照片里有什么?’.

You then ask the remaining four questions in order. You may paraphrase the questions provided the same meaning is maintained, and you may repeat or paraphrase a question that the candidate does not understand. You should allow the candidates to develop their responses as well as they are able. However, do not go over the maximum time of **three minutes** for the questions and answers on the Photo card.

- 照片里有什么?
- 你最喜欢什么运动? 为什么?
- 你最近看了什么电影?
- 看电视有什么好处, 有什么坏处?
- 你今天晚上想做什么?

Part 3 - General Conversation

The questions on the Photo card are followed by a General Conversation. The first part of this conversation should be on the candidate's nominated Theme and the second part on the remaining Theme from the ones listed below. The total time of the General Conversation should be **between five and seven minutes** and a similar amount of time should be spent on each Theme.

Themes for the General Conversation

- Local, national, international and global areas of interest
- Current and future study and employment

Remember

It is a requirement for the candidate to ask you at least one question during the General Conversation; this can happen at any time during this section of the test. If, towards the end of the General Conversation, the candidate has not asked you a question, you must prompt this by asking the candidate in Chinese, ‘Is there anything you want to ask me?’

HIGHER TIER**Card I Candidate's Photo card**

- Look at the photo during the preparation period.
- Make any notes you wish to on an Additional Answer Sheet.
- Your teacher will then ask you questions about the photo and about topics related to **home, town, neighbourhood and region.**



Your teacher will ask you the following three questions and then **two more questions** which you have not prepared.

- What is there in the photo?
- What is there near your home?
- What do you think are the advantages of living in a big city?

Card I Teacher's Notes

Theme: Local, national, international and global areas of interest

Topic: Home, town, neighbourhood and region.

The maximum time for this part of the test is **three minutes** but may well be less than that for some candidates.

Candidates may use any notes they have made during the preparation time.

You begin the conversation by asking the candidate the first question ‘照片里有什么?’.

You then ask the remaining four questions in order. You may paraphrase the questions provided the same meaning is maintained, and you may repeat or paraphrase a question that the candidate does not understand. You should allow the candidates to develop their responses as well as they are able. However, do not go over the maximum time of **three minutes** for the questions and answers on the Photo card.

- 照片里有什么?
- 你家附近有什么?
- 住在城市里有什么好处?
- 你将来想住在哪儿? 为什么?
- 你和家人去过什么好玩儿的地方?

Part 3 - General Conversation

The questions on the Photo card are followed by a General Conversation. The first part of this conversation should be on the candidate's nominated Theme and the second part on the remaining Theme from the ones listed below. The total time of the General Conversation should be **between five and seven minutes** and a similar amount of time should be spent on each Theme.

Themes for the General Conversation

- Identity and culture
- Current and future study and employment

Remember

It is a requirement for the candidate to ask you at least one question during the General Conversation; this can happen at any time during this section of the test. If, towards the end of the General Conversation, the candidate has not asked you a question, you must prompt this by asking the candidate in Chinese, ‘Is there anything you want to ask me?’

HIGHER TIER**Card J Candidate's Photo card**

- Look at the photo during the preparation period.
- Make any notes you wish to on an Additional Answer Sheet.
- Your teacher will then ask you questions about the photo and about topics related to **travel and tourism**.



Your teacher will ask you the following three questions and then **two more questions** which you have not prepared.

- What is there in the photo?
- What was your holiday like last year?
- Are holidays important and why/why not?

Card J Teacher's Notes

Theme: Local, national, international and global areas of interest

Topic: Travel and tourism

The maximum time for this part of the test is **three minutes** but may well be less than that for some candidates.

Candidates may use any notes they have made during the preparation time.

You begin the conversation by asking the candidate the first question ‘照片里有什么?’.

You then ask the remaining four questions in order. You may paraphrase the questions provided the same meaning is maintained, and you may repeat or paraphrase a question that the candidate does not understand. You should allow the candidates to develop their responses as well as they are able. However, do not go over the maximum time of **three minutes** for the questions and answers on the Photo card.

- 照片里有什么?
- 你去年的假期怎么样?
- 去度假重要吗? 为什么?
- 你明年想去哪儿度假?
- 你喜欢住在饭店吗? 为什么?

Part 3 - General Conversation

The questions on the Photo card are followed by a General Conversation. The first part of this conversation should be on the candidate's nominated Theme and the second part on the remaining Theme from the ones listed below. The total time of the General Conversation should be **between five and seven minutes** and a similar amount of time should be spent on each Theme.

Themes for the General Conversation

- Identity and culture
- Current and future study and employment

Remember

It is a requirement for the candidate to ask you at least one question during the General Conversation; this can happen at any time during this section of the test. If, towards the end of the General Conversation, the candidate has not asked you a question, you must prompt this by asking the candidate in Chinese, ‘Is there anything you want to ask me?’

HIGHER TIER**Card K Candidate's Photo card**

- Look at the photo during the preparation period.
- Make any notes you wish to on an Additional Answer Sheet.
- Your teacher will then ask you questions about the photo and about topics related to **life at school/college**.



Your teacher will ask you the following three questions and then **two more questions** which you have not prepared.

- What is there in the photo?
- Who is your favourite teacher at school and why?
- What would you like to do when you finish school?

Card K Teacher's Notes

Theme: Current and future study and employment

Topic: Life at School/College

The maximum time for this part of the test is **three minutes** but may well be less than that for some candidates.

Candidates may use any notes they have made during the preparation time.

You begin the conversation by asking the candidate the first question ‘照片里有什么?’.

You then ask the remaining four questions in order. You may paraphrase the questions provided the same meaning is maintained, and you may repeat or paraphrase a question that the candidate does not understand. You should allow the candidates to develop their responses as well as they are able. However, do not go over the maximum time of **three minutes** for the questions and answers on the Photo card.

- 照片里有什么?
- 在你的学校你最喜欢哪位老师? 为什么?
- 你毕业以后想做什么?
- 学数学很重要, 为什么?
- 请说说你的小学, 好吗?

Part 3 - General Conversation

The questions on the Photo card are followed by a General Conversation. The first part of this conversation should be on the candidate's nominated Theme and the second part on the remaining Theme from the ones listed below. The total time of the General Conversation should be **between five and seven minutes** and a similar amount of time should be spent on each Theme.

Themes for the General Conversation

- Identity and culture
- Local, national, international and global areas of interest

Remember

It is a requirement for the candidate to ask you at least one question during the General Conversation; this can happen at any time during this section of the test. If, towards the end of the General Conversation, the candidate has not asked you a question, you must prompt this by asking the candidate in Chinese, ‘Is there anything you want to ask me?’

HIGHER TIER**Card L Candidate's Photo card**

- Look at the photo during the preparation period.
- Make any notes you wish to on an Additional Answer Sheet.
- Your teacher will then ask you questions about the photo and about topics related to **career choices and ambitions**.



Your teacher will ask you the following three questions and then **two more questions** which you have not prepared.

- What is there in the photo?
- What have you done in the past to earn money?
- Do you think that earning a lot of money is important in a job and why/ why not?

Card L Teacher's Notes

Theme: Current and future study and employment

Topic: Career choices and ambitions

The maximum time for this part of the test is **three minutes** but may well be less than that for some candidates.

Candidates may use any notes they have made during the preparation time.

You begin the conversation by asking the candidate the first question ‘照片里有什么?’.

You then ask the remaining four questions in order. You may paraphrase the questions provided the same meaning is maintained, and you may repeat or paraphrase a question that the candidate does not understand. You should allow the candidates to develop their responses as well as they are able. However, do not go over the maximum time of **three minutes** for the questions and answers on the Photo card.

- 照片里有什么?
- 为了赚钱, 你以前做过什么工作?
- 你觉得赚很多钱重要吗?
- 什么工作最有意思?
- 你将来想去中国工作吗? 为什么?

Part 3 - General Conversation

The questions on the Photo card are followed by a General Conversation. The first part of this conversation should be on the candidate's nominated Theme and the second part on the remaining Theme from the ones listed below. The total time of the General Conversation should be **between five and seven minutes** and a similar amount of time should be spent on each Theme.

Themes for the General Conversation

- Identity and culture
- Local, national, international and global areas of interest

Remember

It is a requirement for the candidate to ask you at least one question during the General Conversation; this can happen at any time during this section of the test. If, towards the end of the General Conversation, the candidate has not asked you a question, you must prompt this by asking the candidate in Chinese, ‘Is there anything you want to ask me?’

Part 3 SUGGESTED QUESTIONS FOR GENERAL CONVERSATION

The General Conversation for each candidate is based on two out of the three Themes (ie the remaining two Themes which have not been covered in the Photo card). You must have a conversation with each candidate on a topic or topics from two Themes, the first of which will be from the candidate's nominated Theme.

The following questions are examples of the type of questions you may ask candidates. There are two example questions per specification topic under each of the three Themes. Whilst these questions are examples of the type of questions you may ask, they are neither prescriptive nor exhaustive. Within the specified Themes, you should choose topics which reflect the individual candidate's interests and ask questions commensurate with the candidate's linguistic ability. When asking questions on a particular Theme, some candidates may be able to hold an excellent conversation on just one topic or even sub-topic within that Theme, showing development of ideas in a specific area. Other candidates may not have such in-depth knowledge and/or linguistic expertise to be able to concentrate on such a specific area, and so will take part in a conversation on a wider range of topics or sub-topics within each of the two Themes.

Theme 1: Identity and culture

你有什么宠物？
周末你一般和家人做什么？
你喜欢在网上看书吗？
上网有什么好处，有什么坏处？
你喜欢看书吗？你最近看了什么书？
你每天看几个小时的电视？你觉得多不多？
你家人怎么过圣诞节？
过年中国人一般吃什么？

Theme 2: Local, national, international and global areas of interest

说说你最理想的房子？
你喜欢住在海边，还是住在城市？为什么？
你觉得吃什么最健康？
抽烟对身体有什么不好的影响？
现在在中国没有很多熊猫了。为什么？
天气越来越热，对环境有什么影响？
你最喜欢坐飞机，还是坐火车？为什么？
去年度假的时候，你最喜欢做的事是什么？

Theme 3: Current and future study and employment

你喜欢学外语吗？为什么？

中国学校和英国学校有什么不一样？

在你的学校你最喜欢什么？最不喜欢什么？

你觉得穿校服好不好？

你打算上大学吗？

你明年想学什么？

你觉得什么工作最好？

你想在国外工作吗？

GCSE Chinese (Mandarin) Speaking Test Sequence Chart – Foundation Tier

In the grid below, *Candidate Order* refers to the sequence in which the candidates are tested by each teacher, not for the school/college as a whole. Each role-play is identified by a number and each photo card is identified by a letter. The candidate must be allocated the role-play card as indicated in the grid below.

Candidates are permitted to choose the first Theme they will discuss in the General Conversation and the third and fourth columns of this table confirm which Photo card will be allocated to the candidate, according to their chosen General Conversation Theme. The final column confirms the second General Conversation Theme to ensure all Themes are covered during the test.

Example 1 - Candidate 1 chooses Theme 3 as her first Conversation Theme. She will do role-play 6, Photo card C and her second Conversation Theme will be Theme 1.

Example 2 - Candidate 6 chooses Theme 2 as his first Conversation Theme. He will do role-play 4, Photo card F and his second Conversation Theme will be Theme 1.

After a break in testing, e.g. lunch or overnight, the sequence should be restarted at the next number in column 1, *Candidate Order*. For example, if there is a break after candidate 4, the next candidate will be candidate 5. If there are more candidates than this table allows for, you should start again at number 1.

Candidate Order	Role-play	Candidate's Chosen Conversation Theme	Photo card	Candidate's Second Conversation Theme
1	6	Theme 1	E (Theme 3)	Theme 2
		Theme 2	A (Theme 1)	Theme 3
		Theme 3	C (Theme 2)	Theme 1
2	3	Theme 1	F (Theme 3)	Theme 2
		Theme 2	B (Theme 1)	Theme 3
		Theme 3	D (Theme 2)	Theme 1
3	2	Theme 1	C (Theme 2)	Theme 3
		Theme 2	E (Theme 3)	Theme 1
		Theme 3	A (Theme 1)	Theme 2
4	1	Theme 1	D (Theme 2)	Theme 3
		Theme 2	F (Theme 3)	Theme 1
		Theme 3	B (Theme 1)	Theme 2
5	5	Theme 1	E (Theme 3)	Theme 2
		Theme 2	A (Theme 1)	Theme 3
		Theme 3	C (Theme 2)	Theme 1
6	4	Theme 1	D (Theme 2)	Theme 3
		Theme 2	F (Theme 3)	Theme 1
		Theme 3	B (Theme 1)	Theme 2
7	2	Theme 1	E (Theme 3)	Theme 2
		Theme 2	A (Theme 1)	Theme 3
		Theme 3	C (Theme 2)	Theme 1
8	5	Theme 1	F (Theme 3)	Theme 2
		Theme 2	B (Theme 1)	Theme 3
		Theme 3	D (Theme 2)	Theme 1

Candidate Order	Role-play	Candidate's Chosen Conversation Theme	Photo card	Candidate's Second Conversation Theme
9	4	Theme 1	E (Theme 3)	Theme 2
		Theme 2	A (Theme 1)	Theme 3
		Theme 3	C (Theme 2)	Theme 1
10	6	Theme 1	F (Theme 3)	Theme 2
		Theme 2	B (Theme 1)	Theme 3
		Theme 3	D (Theme 2)	Theme 1
11	3	Theme 1	C (Theme 2)	Theme 3
		Theme 2	E (Theme 3)	Theme 1
		Theme 3	A (Theme 1)	Theme 2
12	6	Theme 1	F (Theme 3)	Theme 2
		Theme 2	B (Theme 1)	Theme 3
		Theme 3	D (Theme 2)	Theme 1
13	5	Theme 1	E (Theme 3)	Theme 2
		Theme 2	A (Theme 1)	Theme 3
		Theme 3	C (Theme 2)	Theme 1
14	1	Theme 1	D (Theme 2)	Theme 3
		Theme 2	F (Theme 3)	Theme 1
		Theme 3	B (Theme 1)	Theme 2
15	5	Theme 1	C (Theme 2)	Theme 3
		Theme 2	E (Theme 3)	Theme 1
		Theme 3	A (Theme 1)	Theme 2
16	3	Theme 1	D (Theme 2)	Theme 3
		Theme 2	F (Theme 3)	Theme 1
		Theme 3	B (Theme 1)	Theme 2
17	2	Theme 1	C (Theme 2)	Theme 3
		Theme 2	E (Theme 3)	Theme 1
		Theme 3	A (Theme 1)	Theme 2
18	1	Theme 1	D (Theme 2)	Theme 3
		Theme 2	F (Theme 3)	Theme 1
		Theme 3	B (Theme 1)	Theme 2
19	4	Theme 1	E (Theme 3)	Theme 2
		Theme 2	A (Theme 1)	Theme 3
		Theme 3	C (Theme 2)	Theme 1
20	6	Theme 1	D (Theme 2)	Theme 3
		Theme 2	F (Theme 3)	Theme 1
		Theme 3	B (Theme 1)	Theme 2

Key: Theme 1 – Identity and culture
Theme 2 – Local, national, international and global areas of interest
Theme 3 – Current and future study and employment

GCSE Chinese (Mandarin) Speaking Test Sequence Chart – Higher Tier

In the grid below, *Candidate Order* refers to the sequence in which the candidates are tested by each teacher, not for the school/college as a whole. Each role-play is identified by a number and each photo card is identified by a letter. The candidate must be allocated the role-play card as indicated in the grid below.

Candidates are permitted to choose the first Theme they will discuss in the General Conversation and the third and fourth columns of this table confirm which Photo card will be allocated to the candidate, according to their chosen General Conversation Theme. The final column confirms the second General Conversation Theme to ensure all Themes are covered during the test.

Example 1 - Candidate 1 chooses Theme 3 as her first Conversation Theme. She will do role-play 12, Photo card I and her second Conversation Theme will be Theme 1.

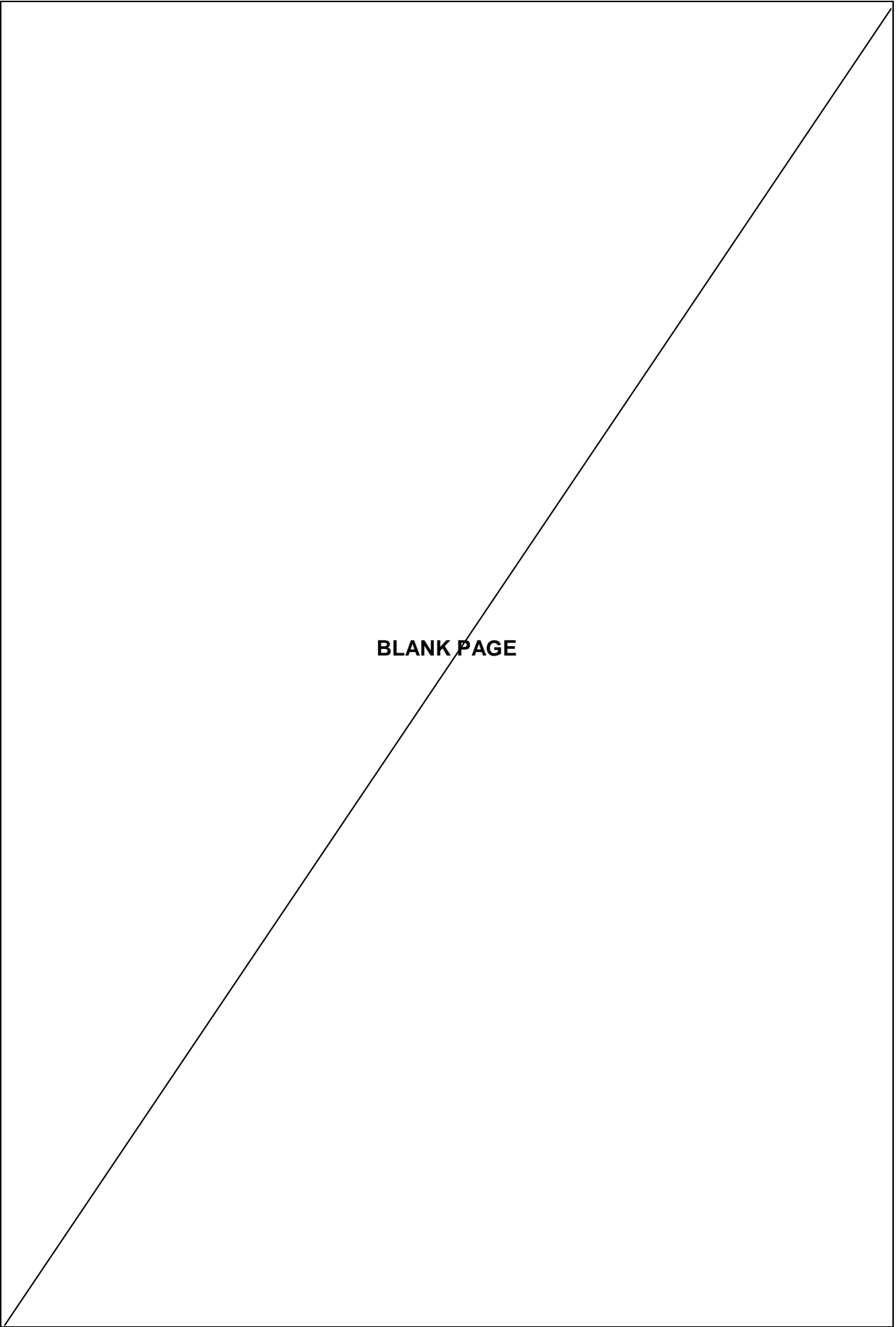
Example 2 - Candidate 6 chooses Theme 2 as his first Conversation Theme. He will do role-play 10, Photo card L and his second Conversation Theme will be Theme 1.

After a break in testing, e.g. lunch or overnight, the sequence should be restarted at the next number in column 1, *Candidate Order*. For example, if there is a break after candidate 4, the next candidate will be candidate 5. If there are more candidates than this table allows for, you should start again at number 1.


Candidate Order	Role-play	Candidate's Chosen Conversation Theme	Photo card	Candidate's Second Conversation Theme
1	12	Theme 1	K (Theme 3)	Theme 2
		Theme 2	G (Theme 1)	Theme 3
		Theme 3	I (Theme 2)	Theme 1
2	9	Theme 1	L (Theme 3)	Theme 2
		Theme 2	H (Theme 1)	Theme 3
		Theme 3	J (Theme 2)	Theme 1
3	8	Theme 1	I (Theme 2)	Theme 3
		Theme 2	K (Theme 3)	Theme 1
		Theme 3	G (Theme 1)	Theme 2
4	7	Theme 1	J (Theme 2)	Theme 3
		Theme 2	L (Theme 3)	Theme 1
		Theme 3	H (Theme 1)	Theme 2
5	11	Theme 1	K (Theme 3)	Theme 2
		Theme 2	G (Theme 1)	Theme 3
		Theme 3	I (Theme 2)	Theme 1
6	10	Theme 1	J (Theme 2)	Theme 3
		Theme 2	L (Theme 3)	Theme 1
		Theme 3	H (Theme 1)	Theme 2
7	8	Theme 1	K (Theme 3)	Theme 2
		Theme 2	G (Theme 1)	Theme 3
		Theme 3	I (Theme 2)	Theme 1
8	11	Theme 1	L (Theme 3)	Theme 2
		Theme 2	H (Theme 1)	Theme 3
		Theme 3	J (Theme 2)	Theme 1

Candidate Order	Role-play	Candidate's Chosen Conversation Theme	Photo card	Candidate's Second Conversation Theme
9	10	Theme 1	K (Theme 3)	Theme 2
		Theme 2	G (Theme 1)	Theme 3
		Theme 3	I (Theme 2)	Theme 1
10	12	Theme 1	L (Theme 3)	Theme 2
		Theme 2	H (Theme 1)	Theme 3
		Theme 3	J (Theme 2)	Theme 1
11	9	Theme 1	I (Theme 2)	Theme 3
		Theme 2	K (Theme 3)	Theme 1
		Theme 3	G (Theme 1)	Theme 2
12	12	Theme 1	L (Theme 3)	Theme 2
		Theme 2	H (Theme 1)	Theme 3
		Theme 3	J (Theme 2)	Theme 1
13	11	Theme 1	K (Theme 3)	Theme 2
		Theme 2	G (Theme 1)	Theme 3
		Theme 3	I (Theme 2)	Theme 1
14	7	Theme 1	J (Theme 2)	Theme 3
		Theme 2	L (Theme 3)	Theme 1
		Theme 3	H (Theme 1)	Theme 2
15	11	Theme 1	I (Theme 2)	Theme 3
		Theme 2	K (Theme 3)	Theme 1
		Theme 3	G (Theme 1)	Theme 2
16	9	Theme 1	J (Theme 2)	Theme 3
		Theme 2	L (Theme 3)	Theme 1
		Theme 3	H (Theme 1)	Theme 2
17	8	Theme 1	I (Theme 2)	Theme 3
		Theme 2	K (Theme 3)	Theme 1
		Theme 3	G (Theme 1)	Theme 2
18	7	Theme 1	J (Theme 2)	Theme 3
		Theme 2	L (Theme 3)	Theme 1
		Theme 3	H (Theme 1)	Theme 2
19	10	Theme 1	K (Theme 3)	Theme 2
		Theme 2	G (Theme 1)	Theme 3
		Theme 3	I (Theme 2)	Theme 1
20	12	Theme 1	J (Theme 2)	Theme 3
		Theme 2	L (Theme 3)	Theme 1
		Theme 3	H (Theme 1)	Theme 2

Key: Theme 1 – Identity and culture
Theme 2 – Local, national, international and global areas of interest
Theme 3 – Current and future study and employment



BLANK PAGE



BLANK PAGE

BLANK PAGE

Cards A and G image © iStock.com/Johnny Greig
Cards B and H image © iStock.com/skynesher
Cards C and I image © iStock.com/KatarzynaBialasiewicz
Cards D and J image © iStock.com/travnikovstudio
Cards E and K image © iStock.com/skynesher
Cards F and L image © iStock.com/sturti

Copyright © 2016 AQA and its licensors. All rights reserved.