



**GCSE
PHYSICS
8463/1F**

Paper 1 Foundation Tier

Mark scheme

June 2020

Version: 1.0 Final Mark Scheme

Mark schemes are prepared by the Lead Assessment Writer and considered, together with the relevant questions, by a panel of subject teachers. This mark scheme includes any amendments made at the standardisation events which all associates participate in and is the scheme which was used by them in this examination. The standardisation process ensures that the mark scheme covers the students' responses to questions and that every associate understands and applies it in the same correct way. As preparation for standardisation each associate analyses a number of students' scripts. Alternative answers not already covered by the mark scheme are discussed and legislated for. If, after the standardisation process, associates encounter unusual answers which have not been raised they are required to refer these to the Lead Examiner.

It must be stressed that a mark scheme is a working document, in many cases further developed and expanded on the basis of students' reactions to a particular paper. Assumptions about future mark schemes on the basis of one year's document should be avoided; whilst the guiding principles of assessment remain constant, details will change, depending on the content of a particular examination paper.

Further copies of this mark scheme are available from aqa.org.uk

Copyright information

AQA retains the copyright on all its publications. However, registered schools/colleges for AQA are permitted to copy material from this booklet for their own internal use, with the following important exception: AQA cannot give permission to schools/colleges to photocopy any material that is acknowledged to a third party even for internal use within the centre.

Copyright © 2020 AQA and its licensors. All rights reserved.

Information to Examiners

1. General

The mark scheme for each question shows:

- the marks available for each part of the question
- the total marks available for the question
- the typical answer or answers which are expected
- extra information to help the Examiner make his or her judgement
- the Assessment Objectives, level of demand and specification content that each question is intended to cover.

The extra information is aligned to the appropriate answer in the left-hand part of the mark scheme and should only be applied to that item in the mark scheme.

At the beginning of a part of a question a reminder may be given, for example: where consequential marking needs to be considered in a calculation; or the answer may be on the diagram or at a different place on the script.

In general the right-hand side of the mark scheme is there to provide those extra details which confuse the main part of the mark scheme yet may be helpful in ensuring that marking is straightforward and consistent.

2. Emboldening and underlining

- 2.1** In a list of acceptable answers where more than one mark is available ‘any **two** from’ is used, with the number of marks emboldened. Each of the following bullet points is a potential mark.
- 2.2** A bold **and** is used to indicate that both parts of the answer are required to award the mark.
- 2.3** Alternative answers acceptable for a mark are indicated by the use of **or**. Different terms in the mark scheme are shown by a /; eg allow smooth/free movement.
- 2.4** Any wording that is underlined is essential for the marking point to be awarded.

3. Marking points

3.1 Marking of lists

This applies to questions requiring a set number of responses, but for which students have provided extra responses. The general principle to be followed in such a situation is that 'right + wrong = wrong'.

Each error/contradiction negates each correct response. So, if the number of error/contradictions equals or exceeds the number of marks available for the question, no marks can be awarded.

However, responses considered to be neutral (indicated as * in example 1) are not penalised.

Example 1: What is the pH of an acidic solution?

[1 mark]

Student	Response	Marks awarded
1	green, 5	0
2	red*, 5	1
3	red*, 8	0

Example 2: Name two planets in the solar system.

[2 marks]

Student	Response	Marks awarded
1	Neptune, Mars, Moon	1
2	Neptune, Sun, Mars, Moon	0

3.2 Use of chemical symbols/formulae

If a student writes a chemical symbol/formula instead of a required chemical name, full credit can be given if the symbol/formula is correct and if, in the context of the question, such action is appropriate.

3.3 Marking procedure for calculations

Marks should be awarded for each stage of the calculation completed correctly, as students are instructed to show their working. Full marks can, however, be given for a correct numerical answer, without any working shown.

3.4 Interpretation of 'it'

Answers using the word 'it' should be given credit only if it is clear that the 'it' refers to the correct subject.

3.5 Errors carried forward

Any error in the answers to a structured question should be penalised once only.

Papers should be constructed in such a way that the number of times errors can be carried forward is kept to a minimum. Allowances for errors carried forward are most likely to be restricted to calculation questions and should be shown by the abbreviation ecf in the marking scheme.

3.6 Phonetic spelling

The phonetic spelling of correct scientific terminology should be credited **unless** there is a possible confusion with another technical term.

3.7 Brackets

(.....) are used to indicate information which is not essential for the mark to be awarded but is included to help the examiner identify the sense of the answer required.

3.8 Allow

In the mark scheme additional information, 'allow' is used to indicate creditworthy alternative answers.

3.9 Ignore

Ignore is used when the information given is irrelevant to the question or not enough to gain the marking point. Any further correct amplification could gain the marking point.

3.10 Do **not** accept

Do **not** accept means that this is a wrong answer which, even if the correct answer is given as well, will still mean that the mark is not awarded.

4. Level of response marking instructions

Extended response questions are marked on level of response mark schemes.

- Level of response mark schemes are broken down into levels, each of which has a descriptor.
- The descriptor for the level shows the average performance for the level.
- There are two marks in each level.

Before you apply the mark scheme to a student's answer, read through the answer and annotate it (as instructed) to show the qualities that are being looked for. You can then apply the mark scheme.

Step 1: Determine a level

Start at the lowest level of the mark scheme and use it as a ladder to see whether the answer meets the descriptor for that level. The descriptor for the level indicates the different qualities that might be seen in the student's answer for that level. If it meets the lowest level then go to the next one and decide if it meets this level, and so on, until you have a match between the level descriptor and the answer.

When assigning a level you should look at the overall quality of the answer. Do **not** look to penalise small and specific parts of the answer where the student has not performed quite as well as the rest. If the answer covers different aspects of different levels of the mark scheme you should use a best fit approach for defining the level.

Use the variability of the response to help decide the mark within the level, ie if the response is predominantly level 2 with a small amount of level 3 material it would be placed in level 2 but be awarded a mark near the top of the level because of the level 3 content.

Step 2: Determine a mark

Once you have assigned a level you need to decide on the mark. The descriptors on how to allocate marks can help with this.

The exemplar materials used during standardisation will help. There will be an answer in the standardising materials which will correspond with each level of the mark scheme. This answer will have been awarded a mark by the Lead Examiner. You can compare the student's answer with the example to determine if it is the same standard, better or worse than the example. You can then use this to allocate a mark for the answer based on the Lead Examiner's mark on the example.

You may well need to read back through the answer as you apply the mark scheme to clarify points and assure yourself that the level and the mark are appropriate.

Indicative content in the mark scheme is provided as a guide for examiners. It is not intended to be exhaustive and you must credit other valid points. Students do **not** have to cover all of the points mentioned in the indicative content to reach the highest level of the mark scheme.

You should ignore any irrelevant points made. However, full marks can be awarded only if there are no incorrect statements that contradict a correct response.

An answer which contains nothing of relevance to the question must be awarded no marks.

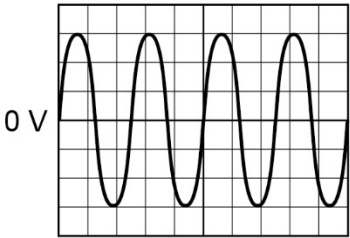
Question 1

Question	Answers	Extra information	Mark	AO / Spec. Ref.
01.1	K = step-up transformer		1	AO1 4.2.4.3
	L = transmission cables	allow power cables ignore wires	1	
	M = step-down transformer	allow 1 mark if K <u>and</u> M are labelled transformer but step-up and step-down labels are incorrect or not present	1	
01.2	8 (%) and 32 (%)	both required	1	AO2 4.1.3
	Number of times = 4		1	
01.3	(burning gas) releases carbon dioxide	allow greenhouse effect or climate change	1	AO1 4.1.3
	which causes global warming		1	
01.4	An energy resource that can be replenished quickly.		1	AO1 4.1.3
01.5	higher power output	allow more electricity generated	1	AO3 4.1.3
	lower variation in power output		1	
Total			10	

Question 2

Question	Answers	Extra information	Mark	AO / Spec. Ref.
02.1	the friction is decreased		1	AO1 4.1.2.1
02.2	$E_p = 62.5 \times 9.8 \times 16.0$ $E_p = 9800 \text{ (J)}$		1 1	AO2 4.1.1.2
02.3	$E_k = 0.5 \times 62.5 \times 12^2$ $E_k = 4500 \text{ (J)}$		1 1	AO2 4.1.1.2
02.4	Any two from: <ul style="list-style-type: none"> • speed (at bottom of slide) • friction (between sled and ground) • air resistance 	allow mass/weight of rider (and sled) allow surface type	2	AO1 4.1.1.1
Total			7	

Question 3

Question	Answers	Extra information	Mark	AO / Spec. Ref.
03.1	50 Hz		1	AO1 4.2.3.1
03.2			1	AO1 4.2.3.1
03.3	$P = 0.020 \times 230$ $P = 4.6 \text{ (W)}$		1 1	AO2 4.2.4.1
03.4	$E = 180 \times 230$ $E = 41\,400 \text{ (J)}$		1 1	AO2 4.2.4.2
03.5	Hazard: live wire or high potential difference Risk: electric shock or electrocution	ignore current in his body allow (electrical) burn allow death (by electric shock) allow 1 mark for hazard and risk in incorrect order	1 1	AO3 4.2.3.2
Total			8	

Question 4

Question	Answers	Extra information	Mark	AO / Spec. Ref.
04.1	$R = \frac{36.0}{3}$ $R = 12.0 (\Omega)$		1	AO2 4.2.2 RPA 3
			1	
04.2	0.1 Ω		1	AO3 4.2.2 RPA 3
04.3	The measurements are grouped closely together		1	AO3 4.2.2 RPA 3
04.4	The results give a straight line that would go through the origin.		1	AO2 4.2.2 RPA 3
04.5	84 (Ω)	allow an answer between 83 and 85 (Ω) inclusive	1	AO3 4.2.2 RPA 3
04.6	decreases decreases		1	AO1 4.2.2 RPA 3
			1	
Total			8	


Question 5

Question	Answers	Extra information	Mark	AO / Spec. Ref.
05.1	radiotherapy		1	AO1 4.4.3.1
05.2	a neutron energy gamma rays	energy and gamma rays can score in reverse order	1 1 1	AO1 4.4.4.1
05.3	An alpha particle is the same as a helium nucleus.		1	AO1 4.4.2.2
05.4	24 000 (years)	allow an answer between 24 000 and 24 500 (years) inclusive	1	AO2 4.4.2.3
05.5	24 000 (years) or their 05.4		1	AO1 4.4.2.3
05.6	Any one from: <ul style="list-style-type: none"> • irradiation • cancer • genetic damage • mutations to DNA / genes • radiation sickness / poisoning 		1	AO3 4.4.3.3
Total			8	

Question 6

Question	Answers		Mark	AO/ Spec. Ref
06.1	Level 2: The method would lead to the production of a valid outcome. Key steps are identified and logically sequenced.		3–4	AO3 4.3.3.2
	Level 1: The method would not necessarily lead to a valid outcome. Some relevant steps are identified, but links are not made clear.		1–2	
	No relevant content		0	
	Indicative content: <ul style="list-style-type: none"> • record the initial volume of air • record the initial pressure • push the plunger of the syringe • to decrease the volume of air • read the new value on the pressure gauge • record the new value of the volume • repeat for different volumes 			
06.2	(when the volume is halved) the pressure doubles	allow for 1 mark when the volume is halved the pressure increases	2	AO3 4.3.3.2
06.3	kinetic energy		1	AO1 4.3.3.1
	speed		1	
Total			8	

Question 7

Question	Answers	Extra information	Mark	AO / Spec. Ref.
07.1	kg	allow kilogram	1	AO1 4.1.1.3 RPA 1
	°C	allow degrees Celsius	1	
07.2			1	AO1 4.2.1.1 RPA 1
07.3	$P = 12^2 \times 15$		1	AO2 4.2.4.1 RPA 1
	$P = 2160 \text{ (W)}$		1	
07.4	The heating element in the kettle takes time to heat up		1	AO1 4.1.1.1 RPA 1
07.5	Level 3: The method would lead to the production of a valid outcome. All key steps are identified and logically sequenced.		5–6	AO1 4.1.1.1 RPA 1
	Level 2: The method would not necessarily lead to a valid outcome. Most steps are identified, but the method is not fully logically sequenced		3–4	
	Level 1: The method would not lead to a valid outcome. Some relevant steps are identified, but links are not made clear.		1–2	
	No relevant content		0	
	Indicative content: <ul style="list-style-type: none"> • measure the mass of water using a balance or measure the volume of water using a measuring cylinder • measure the initial temperature of the water • pour the water into the kettle • put temperature probe in the water or put a thermometer in the water • switch kettle on • record temperature • measure time with a stopclock • use an interval of 5 seconds 			

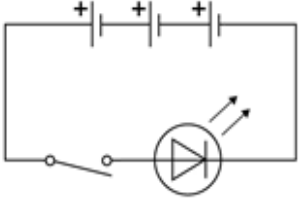
Question	Answers	Extra information	Mark	AO / Spec. Ref.
07.6	$\Delta\theta = 80$ (°C)		1	AO2 4.1.1.3 RPA 1
	$E = 0.50 \times 4200 \times 80$	allow $E = 0.50 \times 4200 \times$ their value of $\Delta\theta$	1	
	$E = 168\,000$ (J)	allow an answer consistent with their value of $\Delta\theta$	1	
07.7	$m = 0.005$ (kg)		1	AO2 4.3.2.3
	$E = 0.005 \times 2\,260\,000$	this mark may score if m is not/incorrectly converted	1	
	$E = 11\,300$ (J)	allow an answer consistent with their value of m	1	
Total			18	

Question 8

Question	Answers	Extra information	Mark	AO / Spec. Ref.
08.1	ammeter and voltmeter symbols correct		1	AO1 4.2.1.1 RPA 4
	voltmeter in parallel with lamp		1	
	ammeter in series with lamp		1	
08.2	smooth curved line of correct shape	do not accept a line that becomes horizontal	1	AO2 4.2.1.4 RPA 4
	passing through - 4.0 V, - 0.2 A or - 6.0 V, - 0.23 A	2 nd mark conditional on scoring 1 st mark	1	
08.3	potential difference = current × resistance or $V = IR$		1	AO1 4.2.1.3 RPA 4
08.4	$I = 0.08 \text{ (A)}$		1	AO2 4.2.1.3 RPA 4
	$1.0 = 0.08 \times R$	allow $1.0 = \text{their } I \times R$ provided their I has been obtained from the graph	1	
	$R = \frac{1.0}{0.08}$	allow $R = \frac{1.0}{\text{their } I}$	1	
	$R = 12.5 \text{ (}\Omega\text{)}$	allow an answer consistent with their I	1	

Question	Answers	Extra information	Mark	AO / Spec. Ref.
08.5	ammeter displays a reading when not connected (to a circuit)		1	AO3 4.2.1.4 RPA 4
Total			11	

Question 9

Question	Answers	Extra information	Mark	AO / Spec. Ref.
09.1			1	AO1 4.2.1.1
09.2	charge flow = current × time or $Q = It$		1	AO1 4.2.1.2
09.3	$I = 0.050 \text{ (A)}$ $Q = 0.050 \times 14\ 400$ $Q = 720 \text{ (C)}$	allow a correct substitution using an incorrectly/not converted value of I allow a correct calculation using an incorrectly/not converted value of I	1 1 1	AO2 4.2.1.2
09.4	there is no current in a diode (in the reverse direction) or charge will not flow through a diode (in the reverse direction) (because) a diode has a (very) high resistance (in the reverse direction)	allow diode will not conduct (electric charge) do not accept the circuit is not complete	1 1	AO1 4.2.1.4 4.2.1.3
09.5	$\text{Efficiency} = \frac{\text{Useful power output}}{\text{Total power input}}$		1	AO1 4.1.2.2

Question	Answers	Extra information	Mark	AO / Spec. Ref.
09.6	$0.75 = \frac{\text{Useful power output}}{0.24}$		1	AO2 4.1.2.2
	Useful power output = 0.75×0.24		1	
	Useful power output = 0.18 (W)		1	
Total			11	

Question 10

Question	Answers	Extra information	Mark	AO / Spec. Ref.
10.1	$\text{density} = \frac{\text{mass}}{\text{volume}}$ or $\rho = \frac{m}{V}$		1	AO1 4.3.1.1
10.2	$998 = \frac{m}{6\,500\,000}$ $m = 998 \times 6\,500\,000$ $m = 6\,487\,000\,000$ $m = 6.487 \times 10^9 \text{ (kg)}$	allow a correct conversion of their calculated value of mass into standard form	1 1 1	AO2 4.3.1.1
10.3	energy transferred = power × time or $E = Pt$		1	AO1 4.2.4.2
10.4	$t = 18\,000 \text{ (s)}$ or $t = 5 \times 60 \times 60$ $E = 1.5 \times 10^9 \times 18\,000$ $E = 2.7 \times 10^{13} \text{ (J)}$	allow a correct substitution using an incorrectly/not converted value of t allow a correct calculation using an incorrectly/not converted value of t	1 1 1	AO2 4.2.4.2
10.5	the variation in demand is (much) greater than $1.5 \times 10^9 \text{ W}$ demand remains high for longer than 5 hours	allow the increase in demand is greater than the (power) output of the (hydroelectric) power station allow 04:00 to 16:00 is 12 hours allow 04:00 to 16:00 is greater than 5 hours	1 1	AO3 4.1.3
Total			11	