



Rewarding Learning

ADVANCED SUBSIDIARY (AS)
General Certificate of Education
January 2012

Mathematics

Assessment Unit M1

assessing

Module M1: Mechanics 1

[AMM11]

FRIDAY 20 JANUARY, AFTERNOON



TIME

1 hour 30 minutes.

INSTRUCTIONS TO CANDIDATES

Write your Centre Number and Candidate Number on the Answer Booklet provided.

Answer **all seven** questions.

Show clearly the full development of your answers.

Answers should be given to three significant figures unless otherwise stated.

You are permitted to use a graphic or a scientific calculator in this paper.

INFORMATION FOR CANDIDATES

The total mark for this paper is 75

Figures in brackets printed down the right-hand side of pages indicate the marks awarded to each question or part question.

Answers should include diagrams where appropriate and marks may be awarded for them.

Take $g = 9.8 \text{ m s}^{-2}$, unless specified otherwise.

A copy of the **Mathematical Formulae and Tables booklet** is provided.



7122

Answer all seven questions.

Show clearly the full development of your answers.

Answers should be given to three significant figures unless otherwise stated.

- 1** **Fig. 1** below shows a right-angled triangle ABC with $\hat{CAB} = 40^\circ$
Forces of magnitude 3 N, 4 N and 8 N respectively act along the sides BA, BC and AC of the triangle.

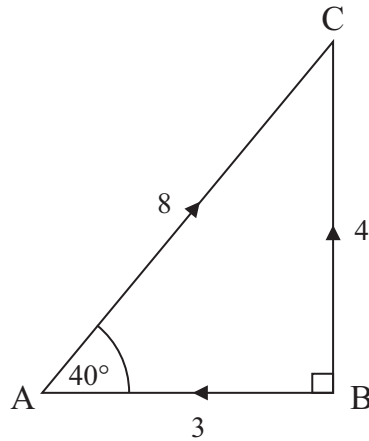


Fig. 1

Find the magnitude of the resultant force.

[7]

- 2 Sally is driving her car along a smooth straight horizontal road at 20 m s^{-1} when she sees a junction 200 m ahead.
She applies the brakes and decelerates for 10 s at 1.5 m s^{-2}
Sally then releases the brakes for 4 s and travels at a steady speed.
She brakes again so that her car comes to rest just as it reaches the junction.
This is illustrated by the velocity-time graph in **Fig. 2** below.

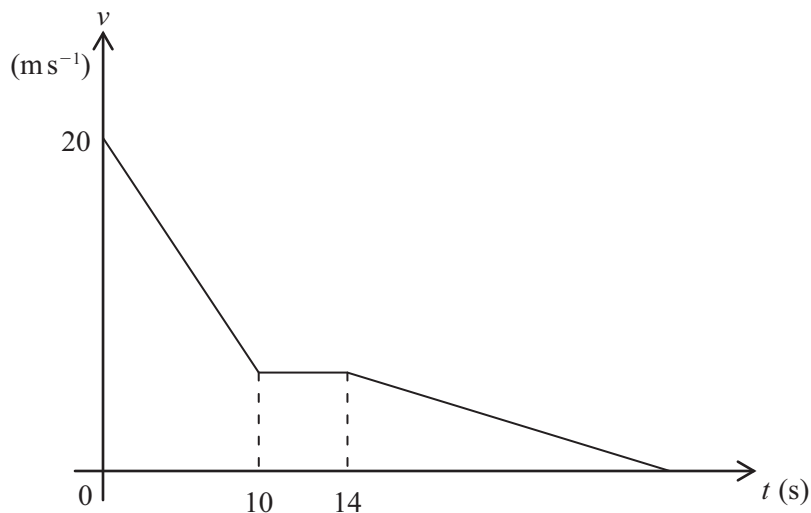


Fig. 2

- (i) Find the velocity when $t = 10$ [2]
- (ii) Find the distance travelled between $t = 0$ and $t = 10$ [3]
- (iii) Find the total time taken for the car to reach the junction. [4]

- 3 **Fig. 3** below shows a boy on a sledge being pulled by a rope up a rough slope inclined at 15° to the horizontal.
The rope is parallel to the slope.
The boy is moving at a steady speed when the tension in the rope is 240 N.




Fig. 3

The coefficient of friction between the sledge and the slope is μ .
Model the boy and the sledge as a particle of mass 50 kg.

- (i) Draw a diagram showing all the external forces acting on the particle. [2]
- (ii) Find the value of μ . [8]

- 4 **Fig. 4** below shows a car of mass 1000 kg towing a trailer of mass 800 kg along a straight horizontal road.
The resistances to the motion of the car and trailer are 650 N and 250 N respectively.
The car's engine produces a horizontal driving force of 2250 N.



Fig. 4

- (i) Draw a diagram showing all the external forces acting on the car and trailer. [2]
- (ii) Find the acceleration of the car and trailer and the tension in the tow bar. [7]

When the car and trailer are travelling at 15 m s^{-1} the tow bar breaks.
The resistance to the motion of the trailer remains unchanged.

- (iii) Find the distance travelled by the trailer before it comes to rest. [5]

- 5 A particle P moves along a straight horizontal line, such that its displacement s metres from a fixed point, at any time t seconds, is given by

$$s = \frac{1}{4}t^4 - 2t^3$$

- (i) Find an expression for the velocity of P at any time t . [3]
- (ii) Find an expression for the acceleration of P at any time t . [2]
- (iii) Find the minimum velocity of P. [5]

6 Fig. 5 below shows three spheres A, B and C moving along a smooth horizontal groove.

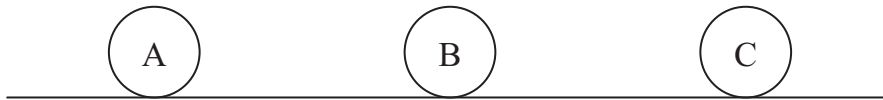


Fig. 5

Fig. 6 below shows A and B moving towards each other.

A has mass $3m$ kg and is travelling at u m s^{-1}

B has mass $2m$ kg and is travelling at $2u$ m s^{-1}

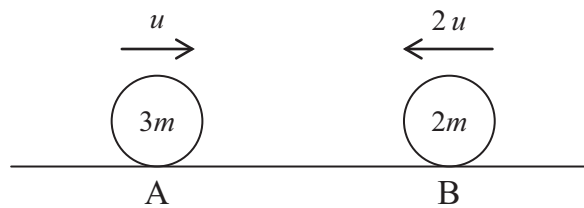


Fig. 6

A collides directly with B.

Immediately after the collision B is travelling at u m s^{-1} and has reversed its direction.

(i) Find, in terms of u , the velocity of A after the collision.

[4]

Fig. 7 below shows B and C moving towards each other.

C has mass $4m$ kg and is travelling at u m s^{-1}

B collides directly with C and they coalesce.

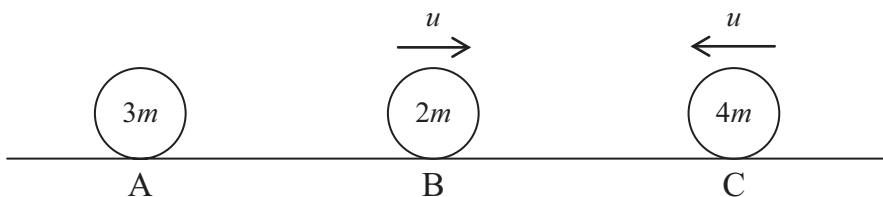


Fig. 7

(ii) Find, in terms of u , the **speed** of the combined spheres.

[4]

(iii) State whether the combined spheres collide with A. Justify your answer.

[2]

- 7 **Fig. 8** below shows a uniform metal rod AB of length 30 cm and weight 10 N.
The rod is hinged to a smooth vertical wall at the point A.
A light horizontal cable attaches B to a point C on the wall vertically above A.
A flower basket of weight 40 N is attached to B.
The rod AB makes an angle of 60° with the wall.

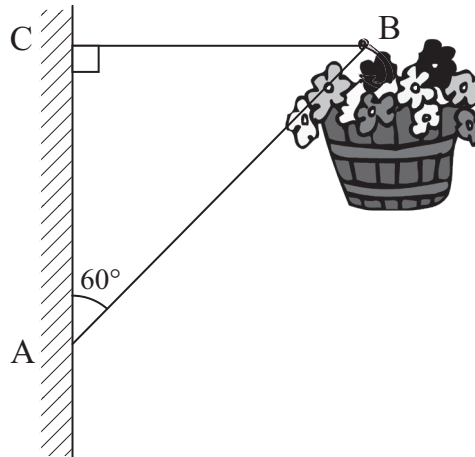


Fig. 8

The system is in equilibrium.

- (i) Draw a diagram to show all the external forces acting on AB. [2]
- (ii) Find the tension in BC. [6]
- (iii) Find the magnitude and direction of the reaction at the hinge A. [7]

THIS IS THE END OF THE QUESTION PAPER

Permission to reproduce all copyright material has been applied for.
In some cases, efforts to contact copyright holders may have been unsuccessful and CCEA
will be happy to rectify any omissions of acknowledgement in future if notified.