



Rewarding Learning

ADVANCED SUBSIDIARY (AS)
General Certificate of Education
2014

Mathematics

Assessment Unit M1

assessing

Module M1: Mechanics 1

[AMM11]



MONDAY 19 MAY, MORNING

TIME

1 hour 30 minutes.

INSTRUCTIONS TO CANDIDATES

Write your Centre Number and Candidate Number on the Answer Booklet provided.

Answer **all seven** questions.

Show clearly the full development of your answers.

Answers should be given to three significant figures unless otherwise stated.

You are permitted to use a graphic or scientific calculator in this paper.

INFORMATION FOR CANDIDATES

The total mark for this paper is 75

Figures in brackets printed down the right-hand side of pages indicate the marks awarded to each question or part question.

Answers should include diagrams where appropriate and marks may be awarded for them.

Take $g = 9.8 \text{ ms}^{-2}$, unless specified otherwise.

A copy of the **Mathematical Formulae and Tables booklet** is provided.

Answer all seven questions.

Show clearly the full development of your answers.

Answers should be given to three significant figures unless otherwise stated.

- 1** Fig. 1 below shows an aircraft about to take off along a runway AB which is 3 km long. The aircraft starts from rest at a point A and accelerates at 1.8 ms^{-2} to a take-off speed of 72 ms^{-1} at the point C.




Fig. 1

- (i)** Find the time taken for the aircraft to accelerate from A to C. [2]
- (ii)** Find the distance AC. [2]

The aircraft reaches its take-off speed at C, but due to a technical fault the pilot has to abort take-off, and decelerates to bring the aircraft to rest at the point B.

- (iii)** Find, in ms^{-2} , the deceleration of the aircraft from C to B. [3]

- 2 Three boys are each pulling on a school bag, S, with forces of magnitudes and directions as shown in **Fig. 2** below.
All forces are concurrent and horizontal.

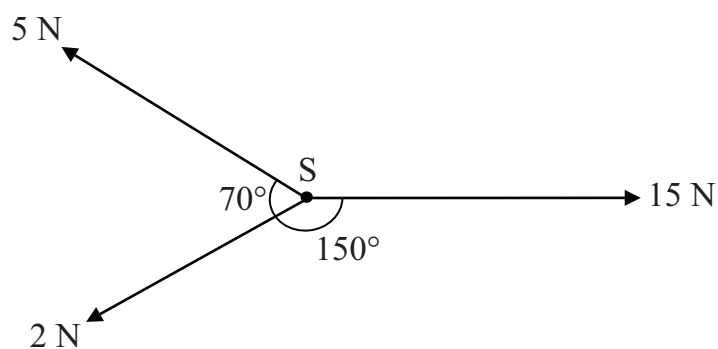


Fig. 2

- (i) Find the magnitude of the resultant force on S. [6]

The mass of the school bag is 4 kg.

- (ii) Find the acceleration with which S starts to move. [2]

- (iii) Find the direction in which S moves. [2]

- 3 **Fig. 3** below shows two particles A and B attached to the ends of a light inextensible string which passes over a smooth fixed pulley. A has mass m_1 kg and B has mass m_2 kg where $m_1 > m_2$. Initially, A is suspended 2 m above a horizontal surface, and B is on the surface. The string is taut.

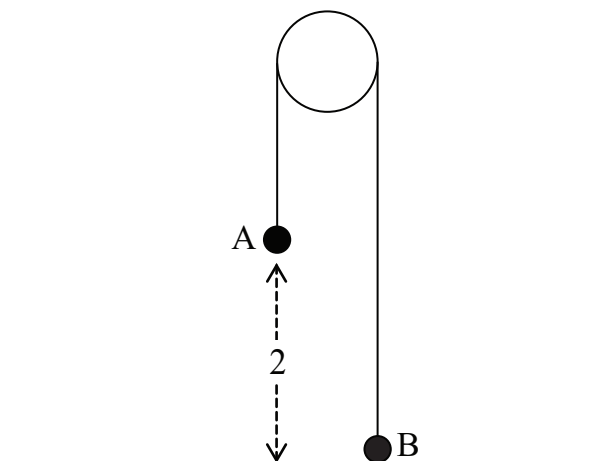


Fig. 3

The particles are released from rest.

- (i) Given that the particle A hits the horizontal surface at 3 ms^{-1} , find the acceleration of the system. [2]
- (ii) Draw a diagram showing the external forces acting on A and B. [2]

While the string is taut, the tension in the string is 15.1 N.

- (iii) Find m_1 and m_2 [5]

- 4 **Fig. 4** below shows Mark trying to pull a box of mass 100 kg up a rough inclined slope. The slope is inclined at an angle of 30° to the horizontal and the coefficient of friction between the box and the slope is 0.4
Mark pulls a rope attached to the box with a constant force P newtons which acts up and parallel to the slope.

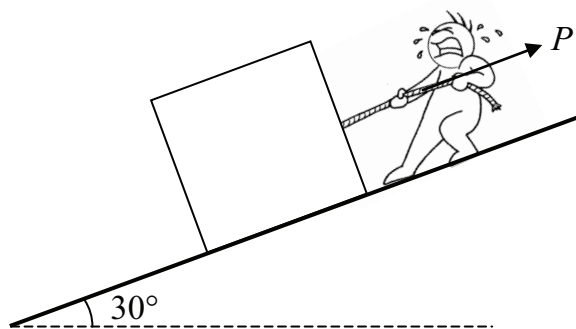


Fig. 4

The box is on the point of sliding **down** the slope.
Model the box as a particle.

- (i) State one modelling assumption you are going to make about the rope. [1]
- (ii) Draw a diagram showing the external forces acting on the box. [2]
- (iii) Find P . [7]

Bert now joins Mark to help him move the box up the slope. Bert pushes the box with a force of 500 N up and parallel to the slope, as shown in **Fig. 5** below.
Mark pulls the rope in the same direction as before, but now with a force of Q newtons.

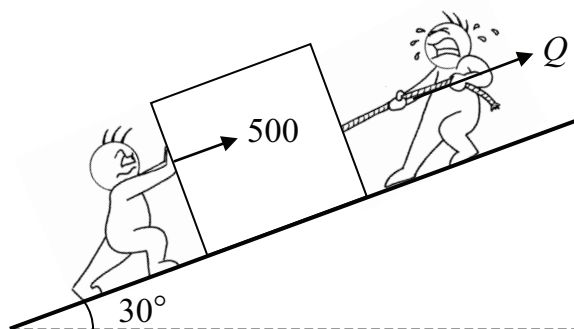


Fig. 5

The box is now on the point of sliding **up** the slope.

- (iv) Find Q . [3]

- 5 A vertical post of mass 9 kg is to be driven into the ground. A pile driver of mass 75 kg is released from rest from a height of 2.5 m vertically above the top of the post, as shown in **Fig. 6** below.

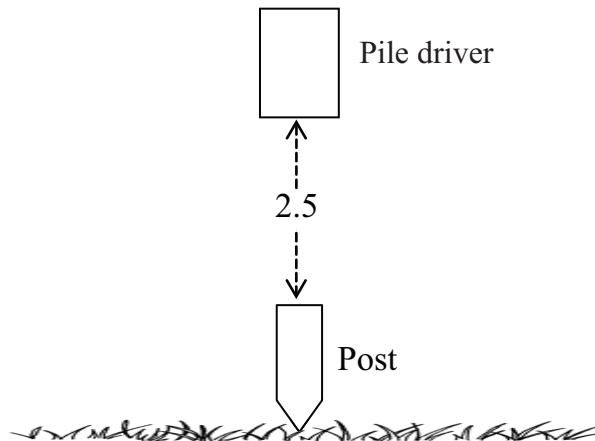


Fig. 6

When the pile driver hits the post, they remain in contact throughout the subsequent motion.

- (i) Show that the pile driver hits the post with a speed of 7 ms^{-1} [2]

- (ii) Find the speed of the post as it enters the ground. [3]

After the impact, the combined mass comes to rest after 0.256 seconds.

- (iii) Find the magnitude of the constant resistance exerted by the ground. [6]

- 6 A particle P moves along a straight horizontal line such that its velocity $v \text{ ms}^{-1}$ at any time t seconds, $t \geq 0$, after passing a fixed point O , is given by

$$v = 2t^2 - 7t + 3$$

- (i) Find the values of t at which the particle comes to rest. [3]

- (ii) Find the minimum velocity of P . [6]

- (iii) Sketch the velocity–time graph for P in the interval $0 \leq t \leq 4$ [3]

- 7 **Fig. 7** below shows a uniform beam AB of length 8 m and mass 30 kg. The beam is smoothly hinged to a vertical post at the point C where $AC = 3$ m. A mass of 60 kg is attached to the end A. A rope is attached to the end B and held at right angles to the beam. The beam makes an angle of 30° with the horizontal.

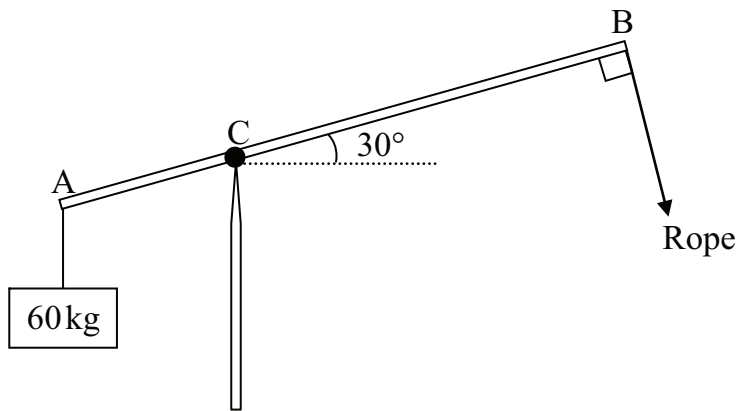


Fig. 7

The system is in equilibrium.

- (i) Draw a diagram showing the external forces acting on the beam. [2]
- (ii) Find the tension in the rope and the magnitude of the reaction at C. [11]

THIS IS THE END OF THE QUESTION PAPER
