



*Rewarding Learning*

General Certificate of Secondary Education  
January 2014

---

## English Language/English

Unit 1: Personal Writing and Reading  
Multi-Modal Texts

Higher Tier

[GEG12]



THURSDAY 9 JANUARY, MORNING

---

### TIME

1 hour 30 minutes.

### INSTRUCTIONS TO CANDIDATES

Write your Centre Number and Candidate Number on the Answer Booklet provided.

Complete **all three** tasks.

Section **A** tests your Writing skills.

Section **B** tests your Reading skills.

Spend **45 minutes on each section**.

### INFORMATION FOR CANDIDATES

The total mark for this paper is 48.

Figures in brackets printed down the right-hand side of pages indicate the marks awarded to each task.

**This paper is accompanied by a leaflet and a web page for use with Task 2 and Task 3.**

## Section A: Personal Writing

Up to **16 marks** are available for an **organised and engaging** piece of writing.

Up to **8 marks** are available for the use of a **range of sentence structures** and **accuracy in spelling, punctuation and grammar**.

### TASK 1

**Write an essay for the examiner** about something you have that you could not live without. [24]

**You may use the space below to plan your response:**

## Section B: Reading Multi-Modal Texts

Study the two multi-modal texts. One text is the BBC's leaflet advertising their educational website, "Titanic Journey". The other text is a webpage – "Titanica" – taken from the Ulster Folk and Transport Museum's website.

The **language** and **presentational devices** in both texts attempt to generate interest in different aspects of the story of the Titanic.

Complete the **two** tasks below:

### TASK 2

**Compare and contrast** how **language** has been used in **both** texts to **persuade** the reader that each offers **interesting and engaging** ways of learning about different aspects of the Titanic. [15]

### TASK 3

**Compare and contrast** how **presentational devices** are used in **both** texts to **develop interest and appeal** for the reader.

Analyse the use of **images, colour** and **layout** in your answer. [9]

Permission to reproduce all copyright material has been applied for.  
In some cases, efforts to contact copyright holders may have been unsuccessful and CCEA  
will be happy to rectify any omissions of acknowledgement in future if notified.



General Certificate of Secondary Education  
January 2014

---

**English Language/English**  
Unit 1: Personal Writing and Reading  
Multi-Modal Texts  
Higher Tier  
**[GEG12]**



GEG12

**THURSDAY 9 JANUARY, MORNING**


---

**INSERT FOR USE WITH TASKS 2 AND 3**



## Seen it? Prove it. Stick it!

We've pulled together a list of 'Cool things to see' so you won't miss out on any of the best bits. Finding everything is going to be fun as you will have to put stickers beside each of the must-see cool locations as you are going along. Don't forget to take your completed trail home to show all your family and friends how clever you are!



go deeper at [nmni.com](http://nmni.com)

## TITANICA

### The People's Story

*Cool things to see!*

A lot of people know that *Titanic* was built in Belfast, but how much do you really know about the mighty ship or about life in the city when she was built? Follow our *Titanic* trail and you'll discover loads of amazing facts. Stock up on traditional treats, get your *Titanic* launch ticket from the print shop and have your photo taken in historical clothing.

Found me yet?



### 1. Shipyard Riveter's House Cluan Place

In 1911 many of the men living here were skilled shipyard workers. Stroll along this street of typical Belfast houses and talk to the riveter!

Found me yet?



### 2. Corner Shop


Stop to buy some yummy treats at the Corner Shop. Pick out your favourites and see them weighed on 1900s scales.

Found me yet?

### 3. Kelly's Coal Yard

Coal was burned to make steam that powered great ships like *Titanic*. It was also used in towns like Belfast to heat people's houses.


Found me yet?



### 5. Photographic Studio

Come inside the Photographic Studio where you can dress up and have your own picture taken in the fashionable clothing of the time.

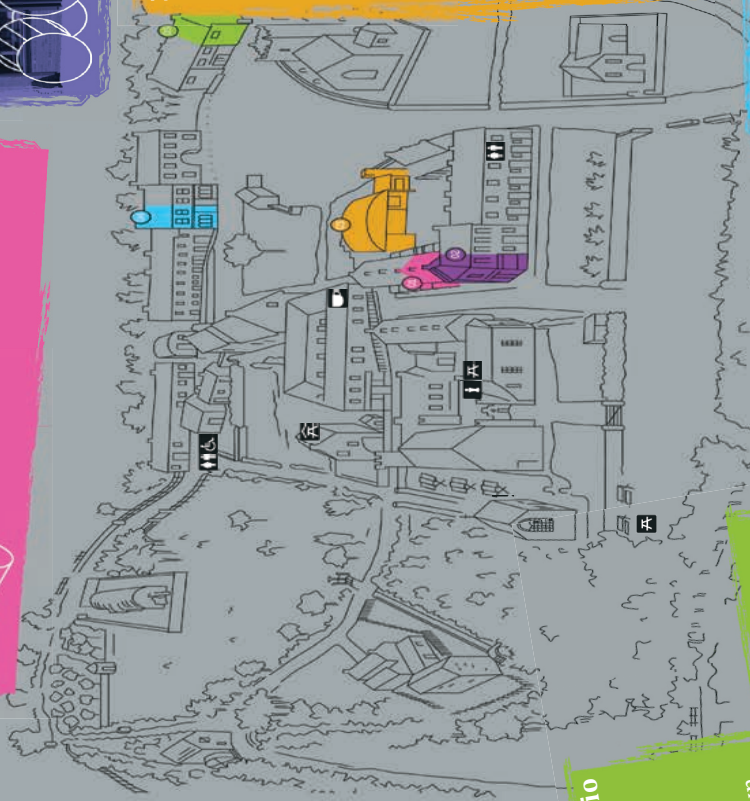

Found me yet?




### 4. Baird's Print Shop

Tickets for *Titanic* would have been printed on equipment just like the press used in this shop. Watch a *Titanic* launch ticket being printed and take one home with you!

Found me yet?



- Information Desk
- Shop
- Picnic Area
- Indoor Picnic Area
- Ballycultra Tearoom
- Toilet Facilities
- Adapted Toilets



### QUIZ

After exploring each section within the journey, take part in our special interactive quiz to see how much you've really learned about dives to the Titanic and the ship itself.

### SHIP'S LOG

You can save your favourite clips to the Ship's Log as you progress through the site. Add notes to your clips and use these to create your own Titanic reports, drawing and other projects.

We will host a section featuring the best creative work sent in from users – so get inspired, be creative and send us your work.

[bbc.co.uk/titanic](http://bbc.co.uk/titanic)



**BBC** Northern Ireland Learning

# TITANIC JOURNEY

Follow BBC NI Newsline's Mike McKimm as he travels 12,850 feet down into the freezing, pitch black depths of the North Atlantic to the wreck of Titanic.

Learn about the science and technology behind this extraordinary dive to the ocean floor.

[bbc.co.uk/titanic](http://bbc.co.uk/titanic)



## BACKGROUND

In August 2005, BBC NI Newsline's **Mike McKimm** travelled 2.5 miles down in a MIR submarine into the freezing, pitch black waters of the Atlantic on a mission to the wreck of the Titanic.

On this website from BBC NI Learning you can take the same journey. You will head out into the Atlantic and dive down to where the wreck of the once great liner now lies. Watch exclusive video of Titanic showing the engines, mast, bow, as well as the still-intact windows on the main deck.

We want you to be inspired by what you learn and observe. Submit your own Titanic reports, projects and drawings and we will feature these in a special section of this website.

## THE WEBSITE STRUCTURE

The site is presented in three main sections: **The Journey**; a **Quiz**; and a **Ship's Log**.

## THE JOURNEY

'The journey' consists of six chapters, each including a number of video clips from Mike's journey along with:

- a rolling screen detailing points of interest
- a section with related video clips and images
- links to other relevant websites

## 1. Setting Sail

This chapter shows Mike arriving at the research vessel from which dives to Titanic are launched. We meet the other divers taking part and learn how the wreck is located.

## 2. Preparing to Dive

Find out how the submarine and its crew are prepared for their long journey and learn more about the risks and weather considerations.

## 3. Journey to the Bottom

Join the sub on its two-hour journey descending into the icy depths; light from the surface disappears and the crushing weight of the Atlantic intensifies.

## 4. Exploring The Wreck

Browse our footage of the once majestic liner and pride of Belfast. Watch as the submarine navigates the bow and the first class entrance. Look at the engines, Captain Smith's bath, and coal on the ocean floor.

## 5. Surfacing

Observe the physical and emotional toll on the divers as they return from their journey to Titanic.

## 6. Ghosts

Learn about the haunting parallels between this journey and that of Titanic's maiden voyage.