

# SYLLABUS

**Cambridge International AS and A Level  
Mathematics**

**9709**

For examination in June and November 2016.

Also available for examination in March 2016 for India only.

### Changes to syllabus for 2016

This syllabus has been updated. The latest syllabus is version 2, published April 2015.

Changes have been made to page 28.

The heading now reads:

#### **6. List of formulae and tables of the normal distribution (MF9)**

Cambridge International Examinations retains the copyright on all its publications. Registered Centres are permitted to copy material from this booklet for their own internal use. However, we cannot give permission to Centres to photocopy any material that is acknowledged to a third party even for internal use within a Centre.

® IGCSE is the registered trademark of Cambridge International Examinations

© Cambridge International Examinations 2014

---

# Contents

---

1. Introduction .....	2
1.1 Why choose Cambridge?	
1.2 Why choose Cambridge International AS and A Level?	
1.3 Why choose Cambridge International AS and A Level Mathematics?	
1.4 Cambridge AICE (Advanced International Certificate of Education) Diploma	
1.5 How can I find out more?	
2. Teacher support.....	6
2.1 Support materials	
2.2 Resource lists	
2.3 Training	
3. Assessment at a glance .....	7
4. Syllabus aims and assessment objectives .....	10
4.1 Syllabus aims	
4.2 Assessment objectives	
5. Syllabus content .....	11
6. List of formulae and tables of the normal distribution (MF9) .....	28
7. Mathematical notation.....	33
8. Other information .....	37

---

# 1. Introduction

---

## 1.1 Why choose Cambridge?

### Recognition

Cambridge International Examinations is the world's largest provider of international education programmes and qualifications for learners aged 5 to 19. We are part of Cambridge Assessment, a department of the University of Cambridge, trusted for excellence in education. Our qualifications are recognised by the world's universities and employers.

Cambridge International AS and A Levels are recognised around the world by schools, universities and employers. The qualifications are accepted as proof of academic ability for entry to universities worldwide, though some courses do require specific subjects.

Cambridge International A Levels typically take two years to complete and offer a flexible course of study that gives learners the freedom to select subjects that are right for them.

Cambridge International AS Levels often represent the first half of an A Level course but may also be taken as a freestanding qualification. The content and difficulty of a Cambridge International AS Level examination is equivalent to the first half of a corresponding Cambridge International A Level. Cambridge AS Levels are accepted in all UK universities and carry half the weighting of an A Level. University course credit and advanced standing is often available for Cambridge International AS and A Levels in countries such as the USA and Canada.

Learn more at [www.cie.org.uk/recognition](http://www.cie.org.uk/recognition)

### Excellence in education

Our mission is to deliver world-class international education through the provision of high-quality curricula, assessment and services.

More than 9000 schools are part of our Cambridge learning community. We support teachers in over 160 countries who offer their learners an international education based on our curricula and leading to our qualifications. Every year, thousands of learners use Cambridge qualifications to gain places at universities around the world.

Our syllabuses are reviewed and updated regularly so that they reflect the latest thinking of international experts and practitioners and take account of the different national contexts in which they are taught.

Cambridge programmes and qualifications are designed to support learners in becoming:

- **confident** in working with information and ideas – their own and those of others
- **responsible** for themselves, responsive to and respectful of others
- **reflective** as learners, developing their ability to learn
- **innovative** and equipped for new and future challenges
- **engaged** intellectually and socially, ready to make a difference.

## Support for teachers

A wide range of support materials and resources is available for teachers and learners in Cambridge schools. Resources suit a variety of teaching methods in different international contexts. Through subject discussion forums and training, teachers can access the expert advice they need for teaching our qualifications. More details can be found in Section 2 of this syllabus and at [www.cie.org.uk/teachers](http://www.cie.org.uk/teachers)

## Support for exams officers

Exams officers can trust in reliable, efficient administration of exam entries and excellent personal support from our customer services. Learn more at [www.cie.org.uk/examsOfficers](http://www.cie.org.uk/examsOfficers)

## Not-for-profit, part of the University of Cambridge

We are a not-for-profit organisation where the needs of the teachers and learners are at the core of what we do. We continually invest in educational research and respond to feedback from our customers in order to improve our qualifications, products and services.

Our systems for managing the provision of international qualifications and education programmes for learners aged 5 to 19 are certified as meeting the internationally recognised standard for quality management, ISO 9001:2008. Learn more at [www.cie.org.uk/ISO9001](http://www.cie.org.uk/ISO9001)

## 1.2 Why choose Cambridge International AS and A Level?

Cambridge International AS and A Levels are international in outlook, but retain a local relevance. The syllabuses provide opportunities for contextualised learning and the content has been created to suit a wide variety of schools, avoid cultural bias and develop essential lifelong skills, including creative thinking and problem-solving.

Our aim is to balance knowledge, understanding and skills in our programmes and qualifications to enable candidates to become effective learners and to provide a solid foundation for their continuing educational journey. Cambridge International AS and A Levels give learners building blocks for an individualised curriculum that develops their knowledge, understanding and skills.

Schools can offer almost any combination of 60 subjects, and learners can specialise or study a range of subjects, ensuring a breadth of knowledge. Giving learners the power to choose helps motivate them throughout their studies.

Through our professional development courses and our support materials for Cambridge International AS and A Levels, we provide the tools to enable teachers to prepare learners to the best of their ability and work with us in the pursuit of excellence in education.

Cambridge International AS and A Levels have a proven reputation for preparing learners well for university, employment and life. They help develop the in-depth subject knowledge and understanding which are so important to universities and employers.

Learners studying Cambridge International AS and A Levels have the opportunities to:

- acquire an in-depth subject knowledge
- develop independent thinking skills
- apply knowledge and understanding to new as well as familiar situations
- handle and evaluate different types of information sources
- think logically and present ordered and coherent arguments
- make judgements, recommendations and decisions
- present reasoned explanations, understand implications and communicate them clearly and logically
- work and communicate in English.

## Guided learning hours

Cambridge International A Level syllabuses are designed on the assumption that learners have about 360 guided learning hours per subject over the duration of the course. Cambridge International AS Level syllabuses are designed on the assumption that learners have about 180 guided learning hours per subject over the duration of the course. This is for guidance only and the number of hours required to gain the qualification may vary according to local curricular practice and the learners' prior experience of the subject.

## 1.3 Why choose Cambridge International AS and A Level Mathematics?

Cambridge International AS and A Level Mathematics is accepted by universities and employers as proof of mathematical knowledge and understanding. Successful candidates gain lifelong skills, including:

- a deeper understanding of mathematical principles
- the further development of mathematical skills including the use of applications of mathematics in the context of everyday situations and in other subjects that they may be studying
- the ability to analyse problems logically, recognising when and how a situation may be represented mathematically
- the use of mathematics as a means of communication
- a solid foundation for further study.

The syllabus allows Centres flexibility to choose from three different routes to AS Level Mathematics – Pure Mathematics only **or** Pure Mathematics and Mechanics **or** Pure Mathematics and Probability and Statistics. Centres can choose from three different routes to Cambridge International A Level Mathematics depending on the choice of Mechanics, or Probability and Statistics, or both, in the broad area of 'applications'.

## Prior learning

We recommend that candidates who are beginning this course should have previously completed a Cambridge O Level or Cambridge IGCSE course in Mathematics or the equivalent.

## Progression

Cambridge International A Level Mathematics provides a suitable foundation for the study of Mathematics or related courses in higher education.

Cambridge International AS Level Mathematics constitutes the first half of the Cambridge International AS and A Level course in Mathematics and therefore provides a suitable foundation for the study of Mathematics at A Level and thence for related courses in higher education.

## 1.4 Cambridge AICE (Advanced International Certificate of Education) Diploma

Cambridge AICE Diploma is the group award of the Cambridge International AS and A Level. It gives schools the opportunity to benefit from offering a broad and balanced curriculum by recognising the achievements of candidates who pass examinations in three different curriculum groups:

- Mathematics and Science (Group 1)
- Languages (Group 2)
- Arts and Humanities (Group 3)

A Cambridge International A Level counts as a double-credit qualification and a Cambridge International AS Level counts as a single-credit qualification within the Cambridge AICE Diploma award framework.

To be considered for an AICE Diploma, a candidate must earn the equivalent of six credits by passing a combination of examinations at either double credit or single credit, with at least one course coming from each of the three curriculum groups.

Mathematics (9709) is in Group 1, Mathematics and Sciences.

Credits gained from Cambridge AS Level Global Perspectives (8987) or Cambridge Pre-U Global Perspectives and Independent Research (9766) can be counted towards the Cambridge AICE Diploma, but candidates must also gain at least one credit from each of the three curriculum groups to be eligible for the award.

Learn more about the Cambridge AICE Diploma at [www.cie.org.uk/qualifications/academic/uppersec/aice](http://www.cie.org.uk/qualifications/academic/uppersec/aice)

The Cambridge AICE Diploma is awarded from examinations administered in the June and November series each year. In India, the Cambridge AICE Diploma is also awarded from examinations administered in the March series each year.

## 1.5 How can I find out more?

### If you are already a Cambridge school

You can make entries for this qualification through your usual channels. If you have any questions, please contact us at [info@cie.org.uk](mailto:info@cie.org.uk)

### If you are not yet a Cambridge school

Learn about the benefits of becoming a Cambridge school at [www.cie.org.uk/startcambridge](http://www.cie.org.uk/startcambridge). Email us at [info@cie.org.uk](mailto:info@cie.org.uk) to find out how your organisation can register to become a Cambridge school.

---

## 2. Teacher support

---

### 2.1 Support materials

Cambridge syllabuses, past question papers and examiner reports to cover the last examination series are on the *Syllabus and Support Materials* DVD, which we send to all Cambridge schools.

You can also go to our public website at **www.cie.org.uk/alevel** to download current and future syllabuses together with specimen papers or past question papers and examiner reports from one series.

For teachers at registered Cambridge schools a range of additional support materials for specific syllabuses is available from Teacher Support, our secure online support for Cambridge teachers. Go to **http://teachers.cie.org.uk** (username and password required).

### 2.2 Resource lists

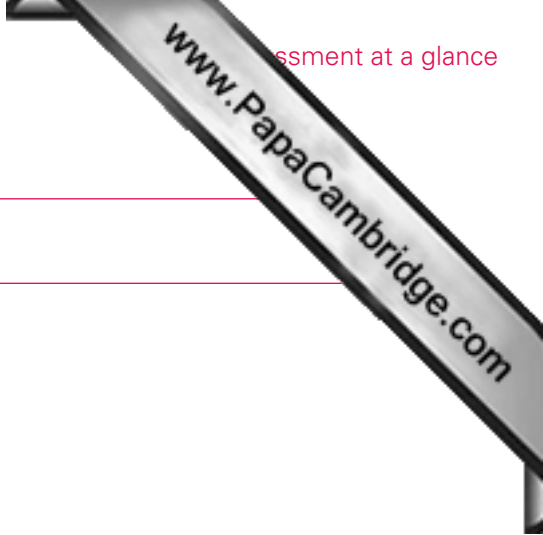
We work with publishers providing a range of resources for our syllabuses including textbooks, websites, CDs, etc. Any endorsed, recommended and suggested resources are listed on both our public website and on Teacher Support.

The resource lists can be filtered to show all resources or just those which are endorsed or recommended by Cambridge. Resources endorsed by Cambridge go through a detailed quality assurance process and are written to align closely with the Cambridge syllabus they support.

### 2.3 Training

We offer a range of support activities for teachers to ensure they have the relevant knowledge and skills to deliver our qualifications. See **www.cie.org.uk/events** for further information.





### 3. Assessment at a glance

The 7 units in the scheme cover the following subject areas:

- Pure Mathematics (units P1, P2 and P3);
- Mechanics (units M1 and M2);
- Probability and Statistics (units S1 and S2).

Centres and candidates may:

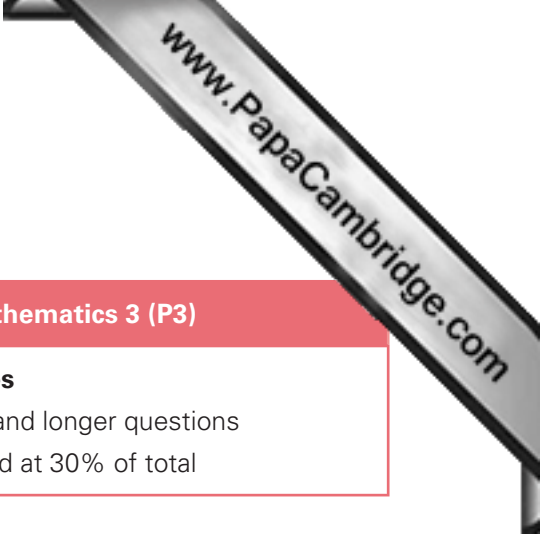
- take all four Advanced (A) Level components in the same examination series for the full Cambridge International A Level;
- follow a staged assessment route to the Cambridge International A Level by taking two Advanced Subsidiary (AS) papers (P1 & M1 **or** P1 & S1) in an earlier examination series;
- take the Advanced Subsidiary (AS) qualification only.

Cambridge International AS Level candidates take:

<b>Paper 1: Pure Mathematics 1 (P1)</b>
<p><b>1 hour 45 minutes</b></p> <p>About 10 shorter and longer questions</p> <p>75 marks weighted at 60% of total</p>

plus **one** of the following papers:

<b>Paper 2: Pure Mathematics 2 (P2)</b>	<b>Paper 4: Mechanics 1 (M1)</b>	<b>Paper 6: Probability and Statistics 1 (S1)</b>
<p><b>1 hour 15 minutes</b></p> <p>About 7 shorter and longer questions</p> <p>50 marks weighted at 40% of total</p>	<p><b>1 hour 15 minutes</b></p> <p>About 7 shorter and longer questions</p> <p>50 marks weighted at 40% of total</p>	<p><b>1 hour 15 minutes</b></p> <p>About 7 shorter and longer questions</p> <p>50 marks weighted at 40% of total</p>



Cambridge International A Level candidates take:

Paper 1: Pure Mathematics 1 (P1)	Paper 3 Pure Mathematics 3 (P3)
<p><b>1 hour 45 minutes</b> About 10 shorter and longer questions 75 marks weighted at 30% of total</p>	<p><b>1 hour 45 minutes</b> About 10 shorter and longer questions 75 marks weighted at 30% of total</p>

plus **one** of the following combinations of two papers:

Paper 4: Mechanics 1 (M1)	Paper 6: Probability and Statistics 1 (S1)
<p><b>1 hour 15 minutes</b> About 7 shorter and longer questions 50 marks weighted at 20% of total</p>	<p><b>1 hour 15 minutes</b> About 7 shorter and longer questions 50 marks weighted at 20% of total</p>

or

Paper 4: Mechanics 1 (M1)	Paper 5: Mechanics 2 (M2)
<p><b>1 hour 15 minutes</b> About 7 shorter and longer questions 50 marks weighted at 20% of total</p>	<p><b>1 hour 15 minutes</b> About 7 shorter and longer questions 50 marks weighted at 20% of total</p>

or

Paper 6: Probability and Statistics 1 (S1)	Paper 7: Probability and Statistics 2 (S2)
<p><b>1 hour 15 minutes</b> About 7 shorter and longer questions 50 marks weighted at 20% of total</p>	<p><b>1 hour 15 minutes</b> About 7 shorter and longer questions 50 marks weighted at 20% of total</p>

## Question papers

There is no choice of questions in any of the question papers and questions will be arranged approximately in order of increasing mark allocations.

It is expected that candidates will have a calculator with standard 'scientific' functions available for use for all papers in the examination. Computers, graphical calculators and calculators capable of algebraic manipulation, are not permitted.

A list of formulae and tables of the normal distribution (MF9) is supplied for the use of candidates in the examination. Details of the items in this list are given for reference in Section 6.

## Relationships between units

Units P2, M2, S2 are sequential to units P1, M1, S1 respectively, and the later unit in each subject area may not be used for certification unless the corresponding earlier unit is being (or has already been) used.

Unit P3 is also sequential to unit P1, and may not be used for certification unless P1 is being (or has already been) used. The subject content of unit P2 is a subset of the subject content of unit P3; otherwise, the subject content for different units does not overlap, although later units in each subject area assume knowledge of the earlier units.

## Availability

This syllabus is examined in the May/June and October/November examination series. The syllabus is also available for examination from March 2016 for India only.

This syllabus is available to private candidates.

Detailed timetables are available from [www.cie.org.uk/examsOfficers](http://www.cie.org.uk/examsOfficers)

Centres in the UK that receive government funding are advised to consult the Cambridge website [www.cie.org.uk](http://www.cie.org.uk) for the latest information before beginning to teach this syllabus.

## Combining this with other syllabuses

Candidates can combine this syllabus in an examination series with any other Cambridge syllabus, except:

- syllabuses with the same title at the same level.

## 4. Syllabus aims and assessment objectives

### 4.1 Syllabus aims

The aims of the syllabus are the same for all students. These are set out below and describe the educational purposes of any course based on the Mathematics units for the Cambridge International AS and A Level examinations. The aims are not listed in order of priority.

The aims are to enable candidates to:

- develop their mathematical knowledge and skills in a way which encourages confidence and provides satisfaction and enjoyment
- develop an understanding of mathematical principles and an appreciation of mathematics as a logical and coherent subject
- acquire a range of mathematical skills, particularly those which will enable them to use applications of mathematics in the context of everyday situations and of other subjects they may be studying
- develop the ability to analyse problems logically, recognise when and how a situation may be represented mathematically, identify and interpret relevant factors and, where necessary, select an appropriate mathematical method to solve the problem
- use mathematics as a means of communication with emphasis on the use of clear expression
- acquire the mathematical background necessary for further study in this or related subjects.

### 4.2 Assessment objectives

The abilities assessed in the examinations cover a single area: **technique with application**.

The examination will test the ability of candidates to:

- understand relevant mathematical concepts, terminology and notation
- recall accurately and use successfully appropriate manipulative techniques
- recognise the appropriate mathematical procedure for a given situation
- apply combinations of mathematical skills and techniques in solving problems
- present mathematical work, and communicate conclusions, in a clear and logical way.

## 5. Syllabus content

The mathematical content for each unit in the scheme is detailed below. The order in which topics are listed is not intended to imply anything about the order in which they might be taught.

As well as demonstrating skill in the appropriate techniques, candidates will be expected to apply their knowledge in the solution of problems. Individual questions set may involve ideas and methods from more than one section of the relevant content list.

For all units, knowledge of the content of Cambridge O Level/Cambridge IGCSE Mathematics is assumed. Candidates will be expected to be familiar with scientific notation for the expression of compound units, e.g.  $5 \text{ m s}^{-1}$  for 5 metres per second.

Unit P1: Pure Mathematics 1 (Paper 1)	
	<i>Candidates should be able to:</i>
<b>1. Quadratics</b>	<ul style="list-style-type: none"> <li>carry out the process of completing the square for a quadratic polynomial <math>ax^2 + bx + c</math>, and use this form, e.g. to locate the vertex of the graph of <math>y = ax^2 + bx + c</math> or to sketch the graph</li> <li>find the discriminant of a quadratic polynomial <math>ax^2 + bx + c</math> and use the discriminant, e.g. to determine the number of real roots of the equation <math>ax^2 + bx + c = 0</math></li> <li>solve quadratic equations, and linear and quadratic inequalities, in one unknown</li> <li>solve by substitution a pair of simultaneous equations of which one is linear and one is quadratic</li> <li>recognise and solve equations in <math>x</math> which are quadratic in some function of <math>x</math>, e.g. <math>x^4 - 5x^2 + 4 = 0</math>.</li> </ul>
<b>2. Functions</b>	<ul style="list-style-type: none"> <li>understand the terms function, domain, range, one-one function, inverse function and composition of functions</li> <li>identify the range of a given function in simple cases, and find the composition of two given functions</li> <li>determine whether or not a given function is one-one, and find the inverse of a one-one function in simple cases</li> <li>illustrate in graphical terms the relation between a one-one function and its inverse.</li> </ul>

<b>3. Coordinate geometry</b>	<ul style="list-style-type: none"> <li>find the length, gradient and mid-point of a line segment, given the coordinates of the end-points</li> <li>find the equation of a straight line given sufficient information (e.g. the coordinates of two points on it, or one point on it and its gradient)</li> <li>understand and use the relationships between the gradients of parallel and perpendicular lines</li> <li>interpret and use linear equations, particularly the forms <math>y = mx + c</math> and <math>y - y_1 = m(x - x_1)</math></li> <li>understand the relationship between a graph and its associated algebraic equation, and use the relationship between points of intersection of graphs and solutions of equations (including, in simple cases, the correspondence between a line being tangent to a curve and a repeated root of an equation).</li> </ul>
<b>4. Circular measure</b>	<ul style="list-style-type: none"> <li>understand the definition of a radian, and use the relationship between radians and degrees</li> <li>use the formulae <math>s = r\theta</math> and <math>A = \frac{1}{2}r^2\theta</math> in solving problems concerning the arc length and sector area of a circle.</li> </ul>
<b>5. Trigonometry</b>	<ul style="list-style-type: none"> <li>sketch and use graphs of the sine, cosine and tangent functions (for angles of any size, and using either degrees or radians)</li> <li>use the exact values of the sine, cosine and tangent of <math>30^\circ</math>, <math>45^\circ</math>, <math>60^\circ</math>, and related angles, e.g. <math>\cos 150^\circ = -\frac{1}{2}\sqrt{3}</math></li> <li>use the notations <math>\sin^{-1}x</math>, <math>\cos^{-1}x</math>, <math>\tan^{-1}x</math> to denote the principal values of the inverse trigonometric relations</li> <li>use the identities <math>\frac{\sin \theta}{\cos \theta} \equiv \tan \theta</math> and <math>\sin^2 \theta + \cos^2 \theta \equiv 1</math></li> <li>find all the solutions of simple trigonometrical equations lying in a specified interval (general forms of solution are not included).</li> </ul>
<b>6. Vectors</b>	<ul style="list-style-type: none"> <li>use standard notations for vectors, i.e. <math>\begin{pmatrix} x \\ y \end{pmatrix}</math>, <math>x\mathbf{i} + y\mathbf{j}</math>, <math>\begin{pmatrix} x \\ y \\ z \end{pmatrix}</math>, <math>x\mathbf{i} + y\mathbf{j} + z\mathbf{k}</math>, <math>\overrightarrow{AB}</math>, <math>\mathbf{a}</math></li> <li>carry out addition and subtraction of vectors and multiplication of a vector by a scalar, and interpret these operations in geometrical terms</li> <li>use unit vectors, displacement vectors and position vectors</li> <li>calculate the magnitude of a vector and the scalar product of two vectors</li> <li>use the scalar product to determine the angle between two directions and to solve problems concerning perpendicularity of vectors.</li> </ul>

<b>7. Series</b>	<ul style="list-style-type: none"> <li>• use the expansion of <math>(a + b)^n</math>, where <math>n</math> is a positive integer (knowledge of the greatest term and properties of the coefficients are not required, but the notations <math>\binom{n}{r}</math> and <math>n!</math> should be known)</li> <li>• recognise arithmetic and geometric progressions</li> <li>• use the formulae for the <math>n</math>th term and for the sum of the first <math>n</math> terms to solve problems involving arithmetic or geometric progressions</li> <li>• use the condition for the convergence of a geometric progression, and the formula for the sum to infinity of a convergent geometric progression.</li> </ul>
<b>8. Differentiation</b>	<ul style="list-style-type: none"> <li>• understand the idea of the gradient of a curve, and use the notations <math>f'(x)</math>, <math>f''(x)</math>, <math>\frac{dy}{dx}</math> and <math>\frac{d^2y}{dx^2}</math> (the technique of differentiation from first principles is not required)</li> <li>• use the derivative of <math>x^n</math> (for any rational <math>n</math>), together with constant multiples, sums, differences of functions, and of composite functions using the chain rule</li> <li>• apply differentiation to gradients, tangents and normals, increasing and decreasing functions and rates of change (including connected rates of change)</li> <li>• locate stationary points, and use information about stationary points in sketching graphs (the ability to distinguish between maximum points and minimum points is required, but identification of points of inflexion is not included).</li> </ul>
<b>9. Integration</b>	<ul style="list-style-type: none"> <li>• understand integration as the reverse process of differentiation, and integrate <math>(ax + b)^n</math> (for any rational <math>n</math> except <math>-1</math>), together with constant multiples, sums and differences</li> <li>• solve problems involving the evaluation of a constant of integration, e.g. to find the equation of the curve through <math>(1, -2)</math> for which <math>\frac{dy}{dx} = 2x + 1</math></li> <li>• evaluate definite integrals (including simple cases of 'improper' integrals, such as <math>\int_0^1 x^{-\frac{1}{2}} dx</math> and <math>\int_1^\infty x^{-2} dx</math>)</li> <li>• use definite integration to find: <ul style="list-style-type: none"> <li>○ the area of a region bounded by a curve and lines parallel to the axes, or between two curves</li> <li>○ a volume of revolution about one of the axes.</li> </ul> </li> </ul>

**Unit P2: Pure Mathematics 2 (Paper 2)**

Knowledge of the content of unit P1 is assumed, and candidates may be required to demonstrate such knowledge in answering questions.

	<i>Candidates should be able to:</i>
<b>1. Algebra</b>	<ul style="list-style-type: none"> <li>understand the meaning of <math> x </math>, and use relations such as <math> a  =  b  \Leftrightarrow a^2 = b^2</math> and <math> x - a  &lt; b \Leftrightarrow a - b &lt; x &lt; a + b</math> in the course of solving equations and inequalities</li> <li>divide a polynomial, of degree not exceeding 4, by a linear or quadratic polynomial, and identify the quotient and remainder (which may be zero)</li> <li>use the factor theorem and the remainder theorem, e.g. to find factors, solve polynomial equations or evaluate unknown coefficients.</li> </ul>
<b>2. Logarithmic and exponential functions</b>	<ul style="list-style-type: none"> <li>understand the relationship between logarithms and indices, and use the laws of logarithms (excluding change of base)</li> <li>understand the definition and properties of <math>e^x</math> and <math>\ln x</math>, including their relationship as inverse functions and their graphs</li> <li>use logarithms to solve equations of the form <math>a^x = b</math>, and similar inequalities</li> <li>use logarithms to transform a given relationship to linear form, and hence determine unknown constants by considering the gradient and/or intercept.</li> </ul>
<b>3. Trigonometry</b>	<ul style="list-style-type: none"> <li>understand the relationship of the secant, cosecant and cotangent functions to cosine, sine and tangent, and use properties and graphs of all six trigonometric functions for angles of any magnitude</li> <li>use trigonometrical identities for the simplification and exact evaluation of expressions and in the course of solving equations, and select an identity or identities appropriate to the context, showing familiarity in particular with the use of:               <ul style="list-style-type: none"> <li><math>\sec^2 \theta \equiv 1 + \tan^2 \theta</math> and <math>\operatorname{cosec}^2 \theta \equiv 1 + \cot^2 \theta</math></li> <li>the expansions of <math>\sin(A \pm B)</math>, <math>\cos(A \pm B)</math> and <math>\tan(A \pm B)</math></li> <li>the formulae for <math>\sin 2A</math>, <math>\cos 2A</math> and <math>\tan 2A</math></li> <li>the expressions of <math>a \sin \theta + b \cos \theta</math> in the forms <math>R \sin(\theta \pm \alpha)</math> and <math>R \cos(\theta \pm \alpha)</math>.</li> </ul> </li> </ul>
<b>4. Differentiation</b>	<ul style="list-style-type: none"> <li>use the derivatives of <math>e^x</math>, <math>\ln x</math>, <math>\sin x</math>, <math>\cos x</math>, <math>\tan x</math>, together with constant multiples, sums, differences and composites</li> <li>differentiate products and quotients</li> <li>find and use the first derivative of a function which is defined parametrically or implicitly.</li> </ul>



<b>5. Integration</b>	<ul style="list-style-type: none"><li>• extend the idea of 'reverse differentiation' to include the integration of <math>e^{ax+b}</math>, <math>\frac{1}{ax+b}</math>, <math>\sin(ax+b)</math>, <math>\cos(ax+b)</math> and <math>\sec^2(ax+b)</math> (knowledge of the general method of integration by substitution is not required)</li><li>• use trigonometrical relationships (such as double-angle formulae) to facilitate the integration of functions such as <math>\cos^2 x</math></li><li>• use the trapezium rule to estimate the value of a definite integral, and use sketch graphs in simple cases to determine whether the trapezium rule gives an over-estimate or an under-estimate.</li></ul>
<b>6. Numerical solution of equations</b>	<ul style="list-style-type: none"><li>• locate approximately a root of an equation, by means of graphical considerations and/or searching for a sign change</li><li>• understand the idea of, and use the notation for, a sequence of approximations which converges to a root of an equation</li><li>• understand how a given simple iterative formula of the form <math>x_{n+1} = F(x_n)</math> relates to the equation being solved, and use a given iteration, or an iteration based on a given rearrangement of an equation, to determine a root to a prescribed degree of accuracy (knowledge of the condition for convergence is not included, but candidates should understand that an iteration may fail to converge).</li></ul>

**Unit P3: Pure Mathematics 3 (Paper 3)**

Knowledge of the content of unit P1 is assumed, and candidates may be required to demonstrate such knowledge in answering questions.

	<i>Candidates should be able to:</i>
<b>1. Algebra</b>	<ul style="list-style-type: none"> <li>• understand the meaning of <math> x </math>, and use relations such as <math> a  =  b  \Leftrightarrow a^2 = b^2</math> and <math> x - a  &lt; b \Leftrightarrow a - b &lt; x &lt; a + b</math> in the course of solving equations and inequalities</li> <li>• divide a polynomial, of degree not exceeding 4, by a linear or quadratic polynomial, and identify the quotient and remainder (which may be zero)</li> <li>• use the factor theorem and the remainder theorem, e.g. to find factors, solve polynomial equations or evaluate unknown coefficients</li> <li>• recall an appropriate form for expressing rational functions in partial fractions, and carry out the decomposition, in cases where the denominator is no more complicated than:               <ul style="list-style-type: none"> <li>○ <math>(ax + b)(cx + d)(ex + f)</math></li> <li>○ <math>(ax + b)(cx + d)^2</math></li> <li>○ <math>(ax + b)(x^2 + c^2)</math></li> </ul>               and where the degree of the numerator does not exceed that of the denominator             </li> <li>• use the expansion of <math>(1 + x)^n</math>, where <math>n</math> is a rational number and <math> x  &lt; 1</math> (finding a general term is not included, but adapting the standard series to expand e.g. <math>(2 - \frac{1}{2}x)^{-1}</math> is included).</li> </ul>
<b>2. Logarithmic and exponential functions</b>	<ul style="list-style-type: none"> <li>• understand the relationship between logarithms and indices, and use the laws of logarithms (excluding change of base)</li> <li>• understand the definition and properties of <math>e^x</math> and <math>\ln x</math>, including their relationship as inverse functions and their graphs</li> <li>• use logarithms to solve equations of the form <math>a^x = b</math>, and similar inequalities</li> <li>• use logarithms to transform a given relationship to linear form, and hence determine unknown constants by considering the gradient and/or intercept.</li> </ul>

<b>3. Trigonometry</b>	<ul style="list-style-type: none"> <li>• understand the relationship of the secant, cosecant and cotangent functions to cosine, sine and tangent, and use properties and graphs of all six trigonometric functions for angles of any magnitude</li> <li>• use trigonometrical identities for the simplification and exact evaluation of expressions and in the course of solving equations, and select an identity or identities appropriate to the context, showing familiarity in particular with the use of:               <ul style="list-style-type: none"> <li>○ <math>\sec^2 \theta \equiv 1 + \tan^2 \theta</math> and <math>\operatorname{cosec}^2 \theta \equiv 1 + \cot^2 \theta</math></li> <li>○ the expansions of <math>\sin(A \pm B)</math>, <math>\cos(A \pm B)</math> and <math>\tan(A \pm B)</math></li> <li>○ the formulae for <math>\sin 2A</math>, <math>\cos 2A</math> and <math>\tan 2A</math></li> <li>○ the expressions of <math>a \sin \theta + b \cos \theta</math> in the forms <math>R \sin(\theta \pm \alpha)</math> and <math>R \cos(\theta \pm \alpha)</math>.</li> </ul> </li> </ul>
<b>4. Differentiation</b>	<ul style="list-style-type: none"> <li>• use the derivatives of <math>e^x</math>, <math>\ln x</math>, <math>\sin x</math>, <math>\cos x</math>, <math>\tan x</math>, together with constant multiples, sums, differences and composites</li> <li>• differentiate products and quotients</li> <li>• find and use the first derivative of a function which is defined parametrically or implicitly.</li> </ul>
<b>5. Integration</b>	<ul style="list-style-type: none"> <li>• extend the idea of 'reverse differentiation' to include the integration of <math>e^{ax+b}</math>, <math>\frac{1}{ax+b}</math>, <math>\sin(ax+b)</math>, <math>\cos(ax+b)</math> and <math>\sec^2(ax+b)</math></li> <li>• use trigonometrical relationships (such as double-angle formulae) to facilitate the integration of functions such as <math>\cos^2 x</math></li> <li>• integrate rational functions by means of decomposition into partial fractions (restricted to the types of partial fractions specified in paragraph 1 above)</li> <li>• recognise an integrand of the form <math>\frac{kf'(x)}{f(x)}</math>, and integrate, for example, <math>\frac{x}{x^2+1}</math> or <math>\tan x</math></li> <li>• recognise when an integrand can usefully be regarded as a product, and use integration by parts to integrate, for example, <math>x \sin 2x</math>, <math>x^2 e^x</math> or <math>\ln x</math></li> <li>• use a given substitution to simplify and evaluate either a definite or an indefinite integral</li> <li>• use the trapezium rule to estimate the value of a definite integral, and use sketch graphs in simple cases to determine whether the trapezium rule gives an over-estimate or an under-estimate.</li> </ul>

<p><b>6. Numerical solution of equations</b></p>	<ul style="list-style-type: none"> <li>• locate approximately a root of an equation, by means of graphical considerations and/or searching for a sign change</li> <li>• understand the idea of, and use the notation for, a sequence of approximations which converges to a root of an equation</li> <li>• understand how a given simple iterative formula of the form <math>x_{n+1} = F(x_n)</math> relates to the equation being solved, and use a given iteration, or an iteration based on a given rearrangement of an equation, to determine a root to a prescribed degree of accuracy (knowledge of the condition for convergence is not included, but candidates should understand that an iteration may fail to converge).</li> </ul>
<p><b>7. Vectors</b></p>	<ul style="list-style-type: none"> <li>• understand the significance of all the symbols used when the equation of a straight line is expressed in the form <math>\mathbf{r} = \mathbf{a} + t\mathbf{b}</math></li> <li>• determine whether two lines are parallel, intersect or are skew</li> <li>• find the angle between two lines, and the point of intersection of two lines when it exists</li> <li>• understand the significance of all the symbols used when the equation of a plane is expressed in either of the forms <math>ax + by + cz = d</math> or <math>(\mathbf{r} - \mathbf{a}) \cdot \mathbf{n} = 0</math></li> <li>• use equations of lines and planes to solve problems concerning distances, angles and intersections, and in particular: <ul style="list-style-type: none"> <li>○ find the equation of a line or a plane, given sufficient information</li> <li>○ determine whether a line lies in a plane, is parallel to a plane, or intersects a plane, and find the point of intersection of a line and a plane when it exists</li> <li>○ find the line of intersection of two non-parallel planes</li> <li>○ find the perpendicular distance from a point to a plane, and from a point to a line</li> <li>○ find the angle between two planes, and the angle between a line and a plane.</li> </ul> </li> </ul>
<p><b>8. Differential equations</b></p>	<ul style="list-style-type: none"> <li>• formulate a simple statement involving a rate of change as a differential equation, including the introduction if necessary of a constant of proportionality</li> <li>• find by integration a general form of solution for a first order differential equation in which the variables are separable</li> <li>• use an initial condition to find a particular solution</li> <li>• interpret the solution of a differential equation in the context of a problem being modelled by the equation.</li> </ul>

**9. Complex numbers**

- understand the idea of a complex number, recall the meaning of the terms real part, imaginary part, modulus, argument, conjugate, and use the fact that two complex numbers are equal if and only if both real and imaginary parts are equal
- carry out operations of addition, subtraction, multiplication and division of two complex numbers expressed in cartesian form  $x + iy$
- use the result that, for a polynomial equation with real coefficients, any non-real roots occur in conjugate pairs
- represent complex numbers geometrically by means of an Argand diagram
- carry out operations of multiplication and division of two complex numbers expressed in polar form  $r(\cos \theta + i \sin \theta) \equiv r e^{i\theta}$
- find the two square roots of a complex number
- understand in simple terms the geometrical effects of conjugating a complex number and of adding, subtracting, multiplying and dividing two complex numbers
- illustrate simple equations and inequalities involving complex numbers by means of loci in an Argand diagram, e.g.  $|z - a| < k$ ,  $|z - a| = |z - b|$ ,  $\arg(z - a) = \alpha$ .

**Unit M1: Mechanics 1 (Paper 4)**

Questions set will be mainly numerical, and will aim to test mechanical principles without involving difficult algebra or trigonometry. However, candidates should be familiar in particular with the following trigonometrical results:  $\sin(90^\circ - \theta) \equiv \cos \theta$ ,  $\cos(90^\circ - \theta) \equiv \sin \theta$ ,  $\tan \theta \equiv \frac{\sin \theta}{\cos \theta}$ ,  $\sin^2 \theta + \cos^2 \theta \equiv 1$ .

Vector notation will not be used in the question papers, but candidates may use vector methods in their solutions if they wish.

In the following content list, reference to the equilibrium or motion of a 'particle' is not intended to exclude questions that involve extended bodies in a 'realistic' context; however, it is to be understood that any such bodies are to be treated as particles for the purposes of the question.

Unit M1: Mechanics 1 (Paper 4)	
	<i>Candidates should be able to:</i>
<b>1. Forces and equilibrium</b>	<ul style="list-style-type: none"> <li>• identify the forces acting in a given situation</li> <li>• understand the vector nature of force, and find and use components and resultants</li> <li>• use the principle that, when a particle is in equilibrium, the vector sum of the forces acting is zero, or equivalently, that the sum of the components in any direction is zero</li> <li>• understand that a contact force between two surfaces can be represented by two components, the normal component and the frictional component</li> <li>• use the model of a 'smooth' contact, and understand the limitations of this model</li> <li>• understand the concepts of limiting friction and limiting equilibrium; recall the definition of coefficient of friction, and use the relationship <math>F = \mu R</math> or <math>F \leq \mu R</math>, as appropriate</li> <li>• use Newton's third law.</li> </ul>
<b>2. Kinematics of motion in a straight line</b>	<ul style="list-style-type: none"> <li>• understand the concepts of distance and speed as scalar quantities, and of displacement, velocity and acceleration as vector quantities (in one dimension only)</li> <li>• sketch and interpret displacement-time graphs and velocity-time graphs, and in particular appreciate that:               <ul style="list-style-type: none"> <li>○ the area under a velocity-time graph represents displacement</li> <li>○ the gradient of a displacement-time graph represents velocity</li> <li>○ the gradient of a velocity-time graph represents acceleration</li> </ul> </li> <li>• use differentiation and integration with respect to time to solve simple problems concerning displacement, velocity and acceleration (restricted to calculus within the scope of unit P1)</li> <li>• use appropriate formulae for motion with constant acceleration in a straight line.</li> </ul>

<b>3. Newton's laws of motion</b>	<ul style="list-style-type: none"><li>• apply Newton's laws of motion to the linear motion of a particle of constant mass moving under the action of constant forces, which may include friction</li><li>• use the relationship between mass and weight</li><li>• solve simple problems which may be modelled as the motion of a particle moving vertically or on an inclined plane with constant acceleration</li><li>• solve simple problems which may be modelled as the motion of two particles, connected by a light inextensible string which may pass over a fixed smooth peg or light pulley.</li></ul>
<b>4. Energy, work and power</b>	<ul style="list-style-type: none"><li>• understand the concept of the work done by a force, and calculate the work done by a constant force when its point of application undergoes a displacement not necessarily parallel to the force (use of the scalar product is not required)</li><li>• understand the concepts of gravitational potential energy and kinetic energy, and use appropriate formulae</li><li>• understand and use the relationship between the change in energy of a system and the work done by the external forces, and use in appropriate cases the principle of conservation of energy</li><li>• use the definition of power as the rate at which a force does work, and use the relationship between power, force and velocity for a force acting in the direction of motion</li><li>• solve problems involving, for example, the instantaneous acceleration of a car moving on a hill with resistance.</li></ul>

**Unit M2: Mechanics 2 (Paper 5)**

Knowledge of the content of unit M1 is assumed, and candidates may be required to demonstrate such knowledge in answering questions.

	<i>Candidates should be able to:</i>
<b>1. Motion of a projectile</b>	<ul style="list-style-type: none"> <li>• model the motion of a projectile as a particle moving with constant acceleration and understand any limitations of the model</li> <li>• use horizontal and vertical equations of motion to solve problems on the motion of projectiles, including finding the magnitude and direction of the velocity at a given time or position, the range on a horizontal plane and the greatest height reached</li> <li>• derive and use the cartesian equations of the trajectory of a projectile, including problems in which the initial speed and/or angle of projection may be unknown.</li> </ul>
<b>2. Equilibrium of a rigid body</b>	<ul style="list-style-type: none"> <li>• calculate the moment of a force about a point, in two dimensional situations only (understanding of the vector nature of moments is not required)</li> <li>• use the result that the effect of gravity on a rigid body is equivalent to a single force acting at the centre of mass of the body, and identify the position of the centre of mass of a uniform body using considerations of symmetry</li> <li>• use given information about the position of the centre of mass of a triangular lamina and other simple shapes</li> <li>• determine the position of the centre of mass of a composite body by considering an equivalent system of particles (in simple cases only, e.g. a uniform L-shaped lamina)</li> <li>• use the principle that if a rigid body is in equilibrium under the action of coplanar forces then the vector sum of the forces is zero and the sum of the moments of the forces about any point is zero, and the converse of this</li> <li>• solve problems involving the equilibrium of a single rigid body under the action of coplanar forces, including those involving toppling or sliding (problems set will not involve complicated trigonometry).</li> </ul>
<b>3. Uniform motion in a circle</b>	<ul style="list-style-type: none"> <li>• understand the concept of angular speed for a particle moving in a circle, and use the relation <math>v = r\omega</math></li> <li>• understand that the acceleration of a particle moving in a circle with constant speed is directed towards the centre of the circle, and use the formulae <math>r\omega^2</math> and <math>\frac{v^2}{r}</math></li> <li>• solve problems which can be modelled by the motion of a particle moving in a horizontal circle with constant speed.</li> </ul>



<b>4. Hooke's law</b>	<ul style="list-style-type: none"><li>• use Hooke's law as a model relating the force in an elastic string or spring to the extension or compression, and understand the term modulus of elasticity</li><li>• use the formula for the elastic potential energy stored in a string or spring</li><li>• solve problems involving forces due to elastic strings or springs, including those where considerations of work and energy are needed.</li></ul>
<b>5. Linear motion under a variable force</b>	<ul style="list-style-type: none"><li>• use <math>\frac{dx}{dt}</math> for velocity, and <math>\frac{dv}{dt}</math> or <math>v\frac{dv}{dx}</math> for acceleration, as appropriate</li><li>• solve problems which can be modelled as the linear motion of a particle under the action of a variable force, by setting up and solving an appropriate differential equation (restricted to equations in which the variables are separable).</li></ul>

## Unit S1: Probability &amp; Statistics 1 (Paper 6)

Unit S1: Probability & Statistics 1 (Paper 6)	
	<i>Candidates should be able to:</i>
<b>1. Representation of data</b>	<ul style="list-style-type: none"> <li>select a suitable way of presenting raw statistical data, and discuss advantages and/or disadvantages that particular representations may have</li> <li>construct and interpret stem-and-leaf diagrams, box-and-whisker plots, histograms and cumulative frequency graphs</li> <li>understand and use different measures of central tendency (mean, median, mode) and variation (range, interquartile range, standard deviation), e.g. in comparing and contrasting sets of data</li> <li>use a cumulative frequency graph to estimate the median value, the quartiles and the interquartile range of a set of data</li> <li>calculate the mean and standard deviation of a set of data (including grouped data) either from the data itself or from given totals such as <math>\Sigma x</math> and <math>\Sigma x^2</math>, or <math>\Sigma(x - a)</math> and <math>\Sigma(x - a)^2</math>.</li> </ul>
<b>2. Permutations and combinations</b>	<ul style="list-style-type: none"> <li>understand the terms permutation and combination, and solve simple problems involving selections</li> <li>solve problems about arrangements of objects in a line, including those involving: <ul style="list-style-type: none"> <li>repetition (e.g. the number of ways of arranging the letters of the word 'NEEDLESS')</li> <li>restriction (e.g. the number of ways several people can stand in a line if 2 particular people must — or must not — stand next to each other).</li> </ul> </li> </ul>
<b>3. Probability</b>	<ul style="list-style-type: none"> <li>evaluate probabilities in simple cases by means of enumeration of equiprobable elementary events (e.g. for the total score when two fair dice are thrown), or by calculation using permutations or combinations</li> <li>use addition and multiplication of probabilities, as appropriate, in simple cases</li> <li>understand the meaning of exclusive and independent events, and calculate and use conditional probabilities in simple cases, e.g. situations that can be represented by means of a tree diagram.</li> </ul>
<b>4. Discrete random variables</b>	<ul style="list-style-type: none"> <li>construct a probability distribution table relating to a given situation involving a discrete random variable variable <math>X</math>, and calculate <math>E(X)</math> and <math>\text{Var}(X)</math></li> <li>use formulae for probabilities for the binomial distribution, and recognise practical situations where the binomial distribution is a suitable model (the notation <math>B(n, p)</math> is included)</li> <li>use formulae for the expectation and variance of the binomial distribution.</li> </ul>

**5. The normal distribution**

- understand the use of a normal distribution to model a continuous random variable, and use normal distribution tables
- solve problems concerning a variable  $X$ , where  $X \sim N(\mu, \sigma^2)$ , including:
  - finding the value of  $P(X > x_1)$ , or a related probability, given the values of  $x_1, \mu, \sigma$
  - finding a relationship between  $x_1, \mu$  and  $\sigma$  given the value of  $P(X > x_1)$  or a related probability
- recall conditions under which the normal distribution can be used as an approximation to the binomial distribution ( $n$  large enough to ensure that  $np > 5$  and  $nq > 5$ ), and use this approximation, with a continuity correction, in solving problems.

**Unit S2: Probability & Statistics 2 (Paper 7)**

Knowledge of the content of unit S1 is assumed, and candidates may be required to demonstrate such knowledge in answering questions.

	<i>Candidates should be able to:</i>
<b>1. The Poisson distribution</b>	<ul style="list-style-type: none"> <li>• calculate probabilities for the distribution <math>Po(\mu)</math></li> <li>• use the fact that if <math>X \sim Po(\mu)</math> then the mean and variance of <math>X</math> are each equal to <math>\mu</math></li> <li>• understand the relevance of the Poisson distribution to the distribution of random events, and use the Poisson distribution as a model</li> <li>• use the Poisson distribution as an approximation to the binomial distribution where appropriate (<math>n &gt; 50</math> and <math>np &lt; 5</math>, approximately)</li> <li>• use the normal distribution, with continuity correction, as an approximation to the Poisson distribution where appropriate (<math>\mu &gt; 15</math>, approximately).</li> </ul>
<b>2. Linear combinations of random variables</b>	<ul style="list-style-type: none"> <li>• use, in the course of solving problems, the results that:               <ul style="list-style-type: none"> <li>○ <math>E(aX + b) = aE(X) + b</math> and <math>Var(aX + b) = a^2Var(X)</math></li> <li>○ <math>E(aX + bY) = aE(X) + bE(Y)</math></li> <li>○ <math>Var(aX + bY) = a^2Var(X) + b^2Var(Y)</math> for independent <math>X</math> and <math>Y</math></li> <li>○ if <math>X</math> has a normal distribution then so does <math>aX + b</math></li> <li>○ if <math>X</math> and <math>Y</math> have independent normal distributions then <math>aX + bY</math> has a normal distribution</li> <li>○ if <math>X</math> and <math>Y</math> have independent Poisson distributions then <math>X + Y</math> has a Poisson distribution.</li> </ul> </li> </ul>
<b>3. Continuous random variables</b>	<ul style="list-style-type: none"> <li>• understand the concept of a continuous random variable, and recall and use properties of a probability density function (restricted to functions defined over a single interval)</li> <li>• use a probability density function to solve problems involving probabilities, and to calculate the mean and variance of a distribution (explicit knowledge of the cumulative distribution function is not included, but location of the median, for example, in simple cases by direct consideration of an area may be required).</li> </ul>

<p><b>4. Sampling and estimation</b></p>	<ul style="list-style-type: none"> <li>understand the distinction between a sample and a population, and appreciate the necessity for randomness in choosing samples</li> <li>explain in simple terms why a given sampling method may be unsatisfactory (knowledge of particular sampling methods, such as quota or stratified sampling, is not required, but candidates should have an elementary understanding of the use of random numbers in producing random samples)</li> <li>recognise that a sample mean can be regarded as a random variable, and use the facts that <math>E(\bar{X}) = \mu</math> and that <math>\text{Var}(\bar{X}) = \frac{\sigma^2}{n}</math></li> <li>use the fact that <math>\bar{X}</math> has a normal distribution if <math>X</math> has a normal distribution</li> <li>use the Central Limit theorem where appropriate</li> <li>calculate unbiased estimates of the population mean and variance from a sample, using either raw or summarised data (only a simple understanding of the term 'unbiased' is required)</li> <li>determine a confidence interval for a population mean in cases where the population is normally distributed with known variance or where a large sample is used</li> <li>determine, from a large sample, an approximate confidence interval for a population proportion.</li> </ul>
<p><b>5. Hypothesis tests</b></p>	<ul style="list-style-type: none"> <li>understand the nature of a hypothesis test, the difference between one-tail and two-tail tests, and the terms null hypothesis, alternative hypothesis, significance level, rejection region (or critical region), acceptance region and test statistic</li> <li>formulate hypotheses and carry out a hypothesis test in the context of a single observation from a population which has a binomial or Poisson distribution, using either direct evaluation of probabilities or a normal approximation, as appropriate</li> <li>formulate hypotheses and carry out a hypothesis test concerning the population mean in cases where the population is normally distributed with known variance or where a large sample is used</li> <li>understand the terms Type I error and Type II error in relation to hypothesis tests</li> <li>calculate the probabilities of making Type I and Type II errors in specific situations involving tests based on a normal distribution or direct evaluation of binomial or Poisson probabilities.</li> </ul>

## 6. List of formulae and tables of the normal distribution (MF9)

### PURE MATHEMATICS

#### Algebra

For the quadratic equation  $ax^2 + bx + c = 0$ :

$$x = \frac{-b \pm \sqrt{(b^2 - 4ac)}}{2a}$$

For an arithmetic series:

$$u_n = a + (n-1)d, \quad S_n = \frac{1}{2}n(a+l) = \frac{1}{2}n\{2a + (n-1)d\}$$

For a geometric series:

$$u_n = ar^{n-1}, \quad S_n = \frac{a(1-r^n)}{1-r} \quad (r \neq 1), \quad S_\infty = \frac{a}{1-r} \quad (|r| < 1)$$

Binomial expansion:

$$(a+b)^n = a^n + \binom{n}{1}a^{n-1}b + \binom{n}{2}a^{n-2}b^2 + \binom{n}{3}a^{n-3}b^3 + \dots + b^n, \text{ where } n \text{ is a positive integer}$$

$$\text{and } \binom{n}{r} = \frac{n!}{r!(n-r)!}$$

$$(1+x)^n = 1 + nx + \frac{n(n-1)}{2!}x^2 + \frac{n(n-1)(n-2)}{3!}x^3 \dots, \text{ where } n \text{ is rational and } |x| < 1$$

#### Trigonometry

Arc length of circle =  $r\theta$  ( $\theta$  in radians)

Area of sector of circle =  $\frac{1}{2}r^2\theta$  ( $\theta$  in radians)

$$\tan \theta \equiv \frac{\sin \theta}{\cos \theta}$$

$$\cos^2 \theta + \sin^2 \theta \equiv 1,$$

$$1 + \tan^2 \theta \equiv \sec^2 \theta, \quad \cot^2 \theta + 1 \equiv \operatorname{cosec}^2 \theta$$

$$\sin(A \pm B) \equiv \sin A \cos B \pm \cos A \sin B$$

$$\cos(A \pm B) \equiv \cos A \cos B \mp \sin A \sin B$$

$$\tan(A \pm B) \equiv \frac{\tan A \pm \tan B}{1 \mp \tan A \tan B}$$

$$\sin 2A \equiv 2 \sin A \cos A$$

$$\cos 2A \equiv \cos^2 A - \sin^2 A \equiv 2 \cos^2 A - 1 \equiv 1 - 2 \sin^2 A$$

$$\tan 2A = \frac{2 \tan A}{1 - \tan^2 A}$$

Principal values:

$$-\frac{1}{2}\pi \leq \sin^{-1} x \leq \frac{1}{2}\pi$$

$$0 \leq \cos^{-1} x \leq \pi$$

$$-\frac{1}{2}\pi < \tan^{-1} x < \frac{1}{2}\pi$$

*Differentiation*

$f(x)$	$f'(x)$
$x^n$	$nx^{n-1}$
$\ln x$	$\frac{1}{x}$
$e^x$	$e^x$
$\sin x$	$\cos x$
$\cos x$	$-\sin x$
$\tan x$	$\sec^2 x$
$uv$	$u \frac{dv}{dx} + v \frac{du}{dx}$
$\frac{u}{v}$	$\frac{v \frac{du}{dx} - u \frac{dv}{dx}}{v^2}$

If  $x = f(t)$  and  $y = g(t)$  then  $\frac{dy}{dx} = \frac{dy}{dt} \div \frac{dx}{dt}$

*Integration*

$f(x)$	$\int f(x) dx$
$x^n$	$\frac{x^{n+1}}{n+1} + c \quad (n \neq -1)$
$\frac{1}{x}$	$\ln x  + c$
$e^x$	$e^x + c$
$\sin x$	$-\cos x + c$
$\cos x$	$\sin x + c$
$\sec^2 x$	$\tan x + c$

$$\int u \frac{dv}{dx} dx = uv - \int v \frac{du}{dx} dx$$

$$\int \frac{f'(x)}{f(x)} dx = \ln|f(x)| + c$$

*Vectors*

If  $\mathbf{a} = a_1\mathbf{i} + a_2\mathbf{j} + a_3\mathbf{k}$  and  $\mathbf{b} = b_1\mathbf{i} + b_2\mathbf{j} + b_3\mathbf{k}$  then

$$\mathbf{a} \cdot \mathbf{b} = a_1b_1 + a_2b_2 + a_3b_3 = |\mathbf{a}||\mathbf{b}|\cos\theta$$

*Numerical integration*

Trapezium rule:

$$\int_a^b f(x) dx \approx \frac{1}{2}h\{y_0 + 2(y_1 + y_2 + \dots + y_{n-1}) + y_n\}, \text{ where } h = \frac{b-a}{n}$$

**MECHANICS***Uniformly accelerated motion*

$$v = u + at, \quad s = \frac{1}{2}(u + v)t, \quad s = ut + \frac{1}{2}at^2, \quad v^2 = u^2 + 2as$$

*Motion of a projectile*

Equation of trajectory is:

$$y = x \tan \theta - \frac{gx^2}{2V^2 \cos^2 \theta}$$

*Elastic strings and springs*

$$T = \frac{\lambda x}{l}, \quad E = \frac{\lambda x^2}{2l}$$

*Motion in a circle*

For uniform circular motion, the acceleration is directed towards the centre and has magnitude

$$\omega^2 r \quad \text{or} \quad \frac{v^2}{r}$$

*Centres of mass of uniform bodies*Triangular lamina:  $\frac{2}{3}$  along median from vertexSolid hemisphere or radius  $r$ :  $\frac{3}{8}r$  from centreHemispherical shell of radius  $r$ :  $\frac{1}{2}r$  from centreCircular arc of radius  $r$  and angle  $2\alpha$ :  $\frac{r \sin \alpha}{\alpha}$  from centreCircular sector of radius  $r$  and angle  $2\alpha$ :  $\frac{2r \sin \alpha}{3\alpha}$  from centreSolid cone or pyramid of height  $h$ :  $\frac{3}{4}h$  from vertex



## PROBABILITY AND STATISTICS

### Summary statistics

For ungrouped data:

$$\bar{x} = \frac{\Sigma x}{n}, \quad \text{standard deviation} = \sqrt{\frac{\Sigma(x - \bar{x})^2}{n}} = \sqrt{\frac{\Sigma x^2}{n} - \bar{x}^2}$$

For grouped data:

$$\bar{x} = \frac{\Sigma xf}{\Sigma f}, \quad \text{standard deviation} = \sqrt{\frac{\Sigma(x - \bar{x})^2 f}{\Sigma f}} = \sqrt{\frac{\Sigma x^2 f}{\Sigma f} - \bar{x}^2}$$

### Discrete random variables

$$E(X) = \Sigma xp$$

$$\text{Var}(X) = \Sigma x^2 p - \{E(X)\}^2$$

For the binomial distribution  $B(n, p)$ :

$$p_r = \binom{n}{r} p^r (1-p)^{n-r}, \quad \mu = np, \quad \sigma^2 = np(1-p)$$

For the Poisson distribution  $Po(a)$ :

$$p_r = e^{-a} \frac{a^r}{r!}, \quad \mu = a, \quad \sigma^2 = a$$

### Continuous random variables

$$E(X) = \int x f(x) dx$$

$$\text{Var}(X) = \int x^2 f(x) dx - \{E(X)\}^2$$

### Sampling and testing

Unbiased estimators:

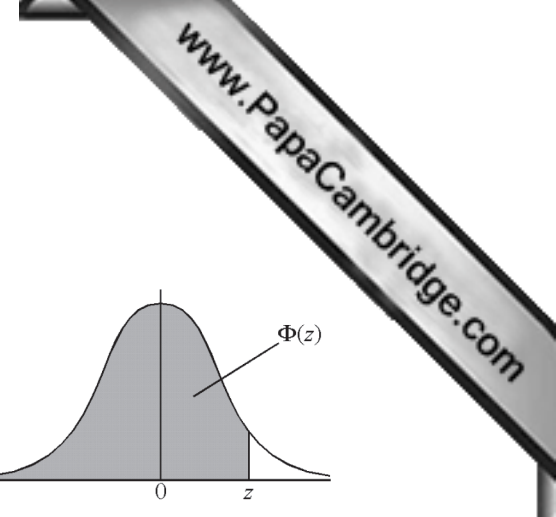
$$\bar{x} = \frac{\Sigma x}{n}, \quad s^2 = \frac{1}{n-1} \left( \Sigma x^2 - \frac{(\Sigma x)^2}{n} \right)$$

Central Limit Theorem:

$$\bar{X} \sim N\left(\mu, \frac{\sigma^2}{n}\right)$$

Approximate distribution of sample proportion:

$$N\left(p, \frac{p(1-p)}{n}\right)$$

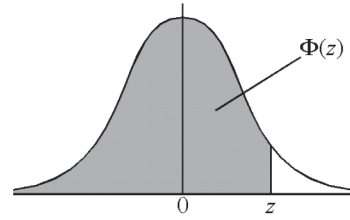


**THE NORMAL DISTRIBUTION FUNCTION**

If  $Z$  has a normal distribution with mean 0 and variance 1 then, for each value of  $z$ , the table gives the value of  $\Phi(z)$ , where

$$\Phi(z) = P(Z \leq z).$$

For negative values of  $z$  use  $\Phi(-z) = 1 - \Phi(z)$ .



z	0 1 2 3 4 5 6 7 8 9										1 2 3 4 5 6 7 8 9								
												ADD							
0.0	0.5000	0.5040	0.5080	0.5120	0.5160	0.5199	0.5239	0.5279	0.5319	0.5359	4	8	12	16	20	24	28	32	36
0.1	0.5398	0.5438	0.5478	0.5517	0.5557	0.5596	0.5636	0.5675	0.5714	0.5753	4	8	12	16	20	24	28	32	36
0.2	0.5793	0.5832	0.5871	0.5910	0.5948	0.5987	0.6026	0.6064	0.6103	0.6141	4	8	12	15	19	23	27	31	35
0.3	0.6179	0.6217	0.6255	0.6293	0.6331	0.6368	0.6406	0.6443	0.6480	0.6517	4	7	11	15	19	22	26	30	34
0.4	0.6554	0.6591	0.6628	0.6664	0.6700	0.6736	0.6772	0.6808	0.6844	0.6879	4	7	11	14	18	22	25	29	32
0.5	0.6915	0.6950	0.6985	0.7019	0.7054	0.7088	0.7123	0.7157	0.7190	0.7224	3	7	10	14	17	20	24	27	31
0.6	0.7257	0.7291	0.7324	0.7357	0.7389	0.7422	0.7454	0.7486	0.7517	0.7549	3	7	10	13	16	19	23	26	29
0.7	0.7580	0.7611	0.7642	0.7673	0.7704	0.7734	0.7764	0.7794	0.7823	0.7852	3	6	9	12	15	18	21	24	27
0.8	0.7881	0.7910	0.7939	0.7967	0.7995	0.8023	0.8051	0.8078	0.8106	0.8133	3	5	8	11	14	16	19	22	25
0.9	0.8159	0.8186	0.8212	0.8238	0.8264	0.8289	0.8315	0.8340	0.8365	0.8389	3	5	8	10	13	15	18	20	23
1.0	0.8413	0.8438	0.8461	0.8485	0.8508	0.8531	0.8554	0.8577	0.8599	0.8621	2	5	7	9	12	14	16	19	21
1.1	0.8643	0.8665	0.8686	0.8708	0.8729	0.8749	0.8770	0.8790	0.8810	0.8830	2	4	6	8	10	12	14	16	18
1.2	0.8849	0.8869	0.8888	0.8907	0.8925	0.8944	0.8962	0.8980	0.8997	0.9015	2	4	6	7	9	11	13	15	17
1.3	0.9032	0.9049	0.9066	0.9082	0.9099	0.9115	0.9131	0.9147	0.9162	0.9177	2	3	5	6	8	10	11	13	14
1.4	0.9192	0.9207	0.9222	0.9236	0.9251	0.9265	0.9279	0.9292	0.9306	0.9319	1	3	4	6	7	8	10	11	13
1.5	0.9332	0.9345	0.9357	0.9370	0.9382	0.9394	0.9406	0.9418	0.9429	0.9441	1	2	4	5	6	7	8	10	11
1.6	0.9452	0.9463	0.9474	0.9484	0.9495	0.9505	0.9515	0.9525	0.9535	0.9545	1	2	3	4	5	6	7	8	9
1.7	0.9554	0.9564	0.9573	0.9582	0.9591	0.9599	0.9608	0.9616	0.9625	0.9633	1	2	3	4	4	5	6	7	8
1.8	0.9641	0.9649	0.9656	0.9664	0.9671	0.9678	0.9686	0.9693	0.9699	0.9706	1	1	2	3	4	4	5	6	6
1.9	0.9713	0.9719	0.9726	0.9732	0.9738	0.9744	0.9750	0.9756	0.9761	0.9767	1	1	2	2	3	4	4	5	5
2.0	0.9772	0.9778	0.9783	0.9788	0.9793	0.9798	0.9803	0.9808	0.9812	0.9817	0	1	1	2	2	3	3	4	4
2.1	0.9821	0.9826	0.9830	0.9834	0.9838	0.9842	0.9846	0.9850	0.9854	0.9857	0	1	1	2	2	2	3	3	4
2.2	0.9861	0.9864	0.9868	0.9871	0.9875	0.9878	0.9881	0.9884	0.9887	0.9890	0	1	1	1	2	2	2	3	3
2.3	0.9893	0.9896	0.9898	0.9901	0.9904	0.9906	0.9909	0.9911	0.9913	0.9916	0	1	1	1	1	2	2	2	2
2.4	0.9918	0.9920	0.9922	0.9925	0.9927	0.9929	0.9931	0.9932	0.9934	0.9936	0	0	1	1	1	1	1	2	2
2.5	0.9938	0.9940	0.9941	0.9943	0.9945	0.9946	0.9948	0.9949	0.9951	0.9952	0	0	0	1	1	1	1	1	1
2.6	0.9953	0.9955	0.9956	0.9957	0.9959	0.9960	0.9961	0.9962	0.9963	0.9964	0	0	0	0	1	1	1	1	1
2.7	0.9965	0.9966	0.9967	0.9968	0.9969	0.9970	0.9971	0.9972	0.9973	0.9974	0	0	0	0	0	1	1	1	1
2.8	0.9974	0.9975	0.9976	0.9977	0.9977	0.9978	0.9979	0.9979	0.9980	0.9981	0	0	0	0	0	0	0	1	1
2.9	0.9981	0.9982	0.9982	0.9983	0.9984	0.9984	0.9985	0.9985	0.9986	0.9986	0	0	0	0	0	0	0	0	0

**Critical values for the normal distribution**

If  $Z$  has a normal distribution with mean 0 and variance 1 then, for each value of  $p$ , the table gives the value of  $z$  such that

$$P(Z \leq z) = p.$$

$p$	0.75	0.90	0.95	0.975	0.99	0.995	0.9975	0.999	0.9995
$z$	0.674	1.282	1.645	1.960	2.326	2.576	2.807	3.090	3.291

## 7. Mathematical notation

Examinations for the syllabus in this booklet may use relevant notation from the following list.

### 1 Set notation

$\in$	is an element of
$\notin$	is not an element of
$\{x_1, x_2, \dots\}$	the set with elements $x_1, x_2, \dots$
$\{x : \dots\}$	the set of all $x$ such that ...
$n(A)$	the number of elements in set $A$
$\emptyset$	the empty set
$\mathcal{E}$	the universal set
$A'$	the complement of the set $A$
$\mathbb{N}$	the set of natural numbers, $\{1, 2, 3, \dots\}$
$\mathbb{Z}$	the set of integers, $\{0, \pm 1, \pm 2, \pm 3, \dots\}$
$\mathbb{Z}^+$	the set of positive integers, $\{1, 2, 3, \dots\}$
$\mathbb{Z}_n$	the set of integers modulo $n$ , $\{0, 1, 2, \dots, n - 1\}$
$\mathbb{Q}$	the set of rational numbers, $\{\frac{p}{q} : p \in \mathbb{Z}, q \in \mathbb{Z}^+\}$
$\mathbb{Q}^+$	the set of positive rational numbers, $\{x \in \mathbb{Q} : x > 0\}$
$\mathbb{Q}_0^+$	set of positive rational numbers and zero, $\{x \in \mathbb{Q} : x \geq 0\}$
$\mathbb{R}$	the set of real numbers
$\mathbb{R}^+$	the set of positive real numbers, $\{x \in \mathbb{R} : x > 0\}$
$\mathbb{R}_0^+$	the set of positive real numbers and zero, $\{x \in \mathbb{R} : x \geq 0\}$
$\mathbb{C}$	the set of complex numbers
$(x, y)$	the ordered pair $x, y$
$A \times B$	the cartesian product of sets $A$ and $B$ , i.e. $A \times B = \{(a, b) : a \in A, b \in B\}$
$\subseteq$	is a subset of
$\subset$	is a proper subset of
$\cup$	union
$\cap$	intersection
$[a, b]$	the closed interval $\{x \in \mathbb{R} : a \leq x \leq b\}$
$[a, b)$	the interval $\{x \in \mathbb{R} : a \leq x < b\}$
$(a, b]$	the interval $\{x \in \mathbb{R} : a < x \leq b\}$
$(a, b)$	the open interval $\{x \in \mathbb{R} : a < x < b\}$
$y R x$	$y$ is related to $x$ by the relation $R$
$y \sim x$	$y$ is equivalent to $x$ , in the context of some equivalence relation

**2 Miscellaneous symbols**

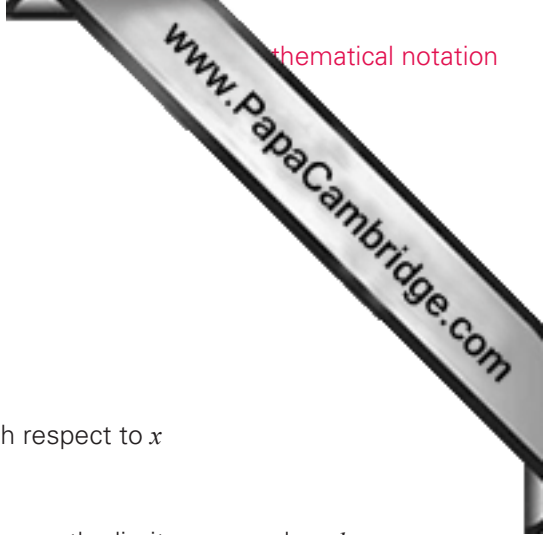
$=$	is equal to
$\neq$	is not equal to
$\equiv$	is identical to or is congruent to
$\approx$	is approximately equal to
$\cong$	is isomorphic to
$\propto$	is proportional to
$<$	is less than
$\leq$	is less than or equal to, is not greater than
$>$	is greater than
$\geq$	is greater than or equal to, is not less than
$\infty$	infinity
$p \wedge q$	$p$ and $q$
$p \vee q$	$p$ or $q$ (or both)
$\sim p$	not $p$
$p \Rightarrow q$	$p$ implies $q$ (if $p$ then $q$ )
$p \Leftarrow q$	$p$ is implied by $q$ (if $q$ then $p$ )
$p \Leftrightarrow q$	$p$ implies and is implied by $q$ ( $p$ is equivalent to $q$ )
$\exists$	there exists
$\forall$	for all

**3 Operations**

$a + b$	$a$ plus $b$
$a - b$	$a$ minus $b$
$a \times b, ab, a.b$	$a$ multiplied by $b$
$a \div b, \frac{a}{b}, a / b$	$a$ divided by $b$
$\sum_{i=1}^n a_i$	$a_1 + a_2 + \dots + a_n$
$\prod_{i=1}^n a_i$	$a_1 \times a_2 \times \dots \times a_n$
$\sqrt{a}$	the positive square root of $a$
$ a $	the modulus of $a$
$n!$	$n$ factorial
$\binom{n}{r}$	the binomial coefficient $\frac{n!}{r!(n-r)!}$ for $n \in \mathbb{Z}^+$ or $\frac{n(n-1)\dots(n-r+1)}{r!}$ for $n \in \mathbb{Q}$

**4 Functions**

$f(x)$	the value of the function $f$ at $x$
$f: A \rightarrow B$	$f$ is a function under which each element of set $A$ has an image in set $B$
$f: x \mapsto y$	the function $f$ maps the element $x$ to the element $y$
$f^{-1}$	the inverse function of the function $f$
$gf$	the composite function of $f$ and $g$ which is defined by $gf(x) = g(f(x))$
$\lim_{x \rightarrow a} f(x)$	the limit of $f(x)$ as $x$ tends to $a$



$\Delta x, \delta x$	an increment of $x$
$\frac{dy}{dx}$	the derivative of $y$ with respect to $x$
$\frac{d^n y}{dx^n}$	the $n$ th derivative of $y$ with respect to $x$
$f'(x), f''(x), \dots, f^{(n)}(x)$	the first, second, ..., $n$ th derivatives of $f(x)$ with respect to $x$
$\int y \, dx$	the indefinite integral of $y$ with respect to $x$
$\int_a^b y \, dx$	the definite integral of $y$ with respect to $x$ between the limits $x = a$ and $x = b$
$\frac{\partial V}{\partial x}$	the partial derivative of $V$ with respect to $x$
$\dot{x}, \ddot{x}, \dots$	the first, second, ... derivatives of $x$ with respect to $t$

### 5 Exponential and logarithmic functions

$e$	base of natural logarithms
$e^x, \exp x$	exponential function of $x$
$\log_a x$	logarithm to the base $a$ of $x$
$\ln x, \log_e x$	natural logarithm of $x$
$\lg x, \log_{10} x$	logarithm of $x$ to base 10

### 6 Circular and hyperbolic functions

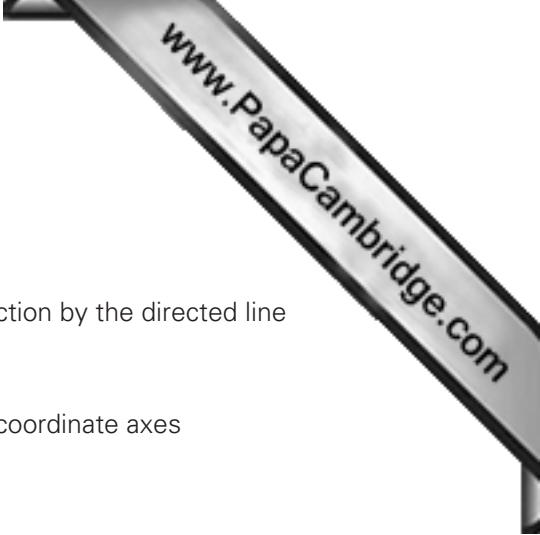
$\left. \begin{matrix} \sin, \cos, \tan, \\ \operatorname{cosec}, \sec, \cot \end{matrix} \right\}$	the circular functions
$\left. \begin{matrix} \sin^{-1}, \cos^{-1}, \tan^{-1}, \\ \operatorname{cosec}^{-1}, \sec^{-1}, \cot^{-1} \end{matrix} \right\}$	the inverse circular functions
$\left. \begin{matrix} \sinh, \cosh, \tanh, \\ \operatorname{cosech}, \operatorname{sech}, \operatorname{coth} \end{matrix} \right\}$	the hyperbolic functions
$\left. \begin{matrix} \sinh^{-1}, \cosh^{-1}, \tanh^{-1}, \\ \operatorname{cosech}^{-1}, \operatorname{sech}^{-1}, \operatorname{coth}^{-1} \end{matrix} \right\}$	the inverse hyperbolic functions

### 7 Complex numbers

$i$	square root of $-1$
$z$	a complex number, $z = x + iy = r(\cos \theta + i \sin \theta)$
$\operatorname{Re} z$	the real part of $z$ , $\operatorname{Re} z = x$
$\operatorname{Im} z$	the imaginary part of $z$ , $\operatorname{Im} z = y$
$ z $	the modulus of $z$ , $ z  = \sqrt{x^2 + y^2}$
$\arg z$	the argument of $z$ , $\arg z = \theta, -\pi < \theta \leq \pi$
$z^*$	the complex conjugate of $z$ , $x - iy$

### 8 Matrices

$\mathbf{M}$	a matrix $\mathbf{M}$
$\mathbf{M}^{-1}$	the inverse of the matrix $\mathbf{M}$
$\mathbf{M}^T$	the transpose of the matrix $\mathbf{M}$
$\det \mathbf{M}$ or $ \mathbf{M} $	the determinant of the square matrix $\mathbf{M}$



**9 Vectors**

$\mathbf{a}$	the vector $\mathbf{a}$
$\overrightarrow{AB}$	the vector represented in magnitude and direction by the directed line segment $AB$
$\hat{\mathbf{a}}$	a unit vector in the direction of $\mathbf{a}$
$\mathbf{i}, \mathbf{j}, \mathbf{k}$	unit vectors in the directions of the cartesian coordinate axes
$ \mathbf{a} , a$	the magnitude of $\mathbf{a}$
$ \overrightarrow{AB} , AB$	the magnitude of $\overrightarrow{AB}$
$\mathbf{a} \cdot \mathbf{b}$	the scalar product of $\mathbf{a}$ and $\mathbf{b}$
$\mathbf{a} \times \mathbf{b}$	the vector product of $\mathbf{a}$ and $\mathbf{b}$

**10 Probability and statistics**

$A, B, C, \text{ etc.}$	events
$A \cup B$	union of the events $A$ and $B$
$A \cap B$	intersection of the events $A$ and $B$
$P(A)$	probability of the event $A$
$A'$	complement of the event $A$
$P(A B)$	probability of the event $A$ conditional on the event $B$
$X, Y, R, \text{ etc.}$	random variables
$x, y, r, \text{ etc.}$	values of the random variables $X, Y, R, \text{ etc.}$
$x_1, x_2, \dots$	observations
$f_1, f_2, \dots$	frequencies with which the observations $x_1, x_2, \dots$ occur
$p(x)$	probability function $P(X=x)$ of the discrete random variable $X$
$p_1, p_2, \dots$	probabilities of the values $x_1, x_2, \dots$ of the discrete random variable $X$
$f(x), g(x), \dots$	the value of the probability density function of a continuous random variable $X$
$F(x), G(x), \dots$	the value of the (cumulative) distribution function $P(X \leq x)$ of a continuous random variable $X$
$E(X)$	expectation of the random variable $X$
$E(g(X))$	expectation of $g(X)$
$\text{Var}(X)$	variance of the random variable $X$
$G(t)$	probability generating function for a random variable which takes the values $0, 1, 2, \dots$
$B(n, p)$	binomial distribution with parameters $n$ and $p$
$\text{Po}(\mu)$	Poisson distribution, mean $\mu$
$N(\mu, \sigma^2)$	normal distribution with mean $\mu$ and variance $\sigma^2$
$\mu$	population mean
$\sigma^2$	population variance
$\sigma$	population standard deviation
$\bar{x}, m$	sample mean
$s^2, \hat{\sigma}^2$	unbiased estimate of population variance from a sample, $s^2 = \frac{1}{n-1} \sum (x_i - \bar{x})^2$
$\phi$	probability density function of the standardised normal variable with distribution $N(0, 1)$
$\Phi$	corresponding cumulative distribution function
$\rho$	product moment correlation coefficient for a population
$r$	product moment correlation coefficient for a sample
$\text{Cov}(X, Y)$	covariance of $X$ and $Y$

## 8. Other information

### Equality and inclusion

Cambridge International Examinations has taken great care in the preparation of this syllabus and assessment materials to avoid bias of any kind. To comply with the UK Equality Act (2010), Cambridge has designed this qualification with the aim of avoiding direct and indirect discrimination.

The standard assessment arrangements may present unnecessary barriers for candidates with disabilities or learning difficulties. Arrangements can be put in place for these candidates to enable them to access the assessments and receive recognition of their attainment. Access arrangements will not be agreed if they give candidates an unfair advantage over others or if they compromise the standards being assessed.

Candidates who are unable to access the assessment of any component may be eligible to receive an award based on the parts of the assessment they have taken.

Information on access arrangements is found in the *Cambridge Handbook* which can be downloaded from the website [www.cie.org.uk/examsOfficers](http://www.cie.org.uk/examsOfficers)

### Language

This syllabus and the associated assessment materials are available in English only.

### Grading and reporting

Cambridge International A Level results are shown by one of the grades A\*, A, B, C, D or E, indicating the standard achieved, A\* being the highest and E the lowest. 'Ungraded' indicates that the candidate's performance fell short of the standard required for grade E. 'Ungraded' will be reported on the statement of results but not on the certificate. The letters Q (result pending), X (no results) and Y (to be issued) may also appear on the statement of results but not on the certificate.

Cambridge International AS Level results are shown by one of the grades a, b, c, d or e, indicating the standard achieved, 'a' being the highest and 'e' the lowest. 'Ungraded' indicates that the candidate's performance fell short of the standard required for grade 'e'. 'Ungraded' will be reported on the statement of results but not on the certificate. The letters Q (result pending), X (no results) and Y (to be issued) may also appear on the statement of results but not on the certificate.

If a candidate takes a Cambridge International A Level and fails to achieve grade E or higher, a Cambridge International AS Level grade will be awarded if both of the following apply:

- the components taken for the Cambridge International A Level by the candidate in that series included all the components making up a Cambridge International AS Level
- the candidate's performance on these components was sufficient to merit the award of a Cambridge International AS Level grade.

For languages other than English, Cambridge also reports separate speaking endorsement grades (Distinction, Merit and Pass), for candidates who satisfy the conditions stated in the syllabus.



## Entry codes

To maintain the security of our examinations we produce question papers for different areas of the world, known as 'administrative zones'. Where the component entry code has two digits, the first digit is the component number given in the syllabus. The second digit is the location code, specific to an administrative zone. Information about entry codes, examination timetables and administrative instructions for your administrative zone can be found in the *Cambridge Guide to Making Entries*.



Cambridge International Examinations  
1 Hills Road, Cambridge, CB1 2EU, United Kingdom  
Tel: +44 (0)1223 553554 Fax: +44 (0)1223 553558  
Email: [info@cie.org.uk](mailto:info@cie.org.uk) [www.cie.org.uk](http://www.cie.org.uk)

® IGCSE is the registered trademark of Cambridge International Examinations

© Cambridge International Examinations 2014

