

# Cambridge IGCSE™ (9–1)

---

**ACCOUNTING**

**0985/22**

Paper 2 Structured

**October/November 2024**

MARK SCHEME

Maximum Mark: 100

---

**Published**

This mark scheme is published as an aid to teachers and candidates, to indicate the requirements of the examination. It shows the basis on which Examiners were instructed to award marks. It does not indicate the details of the discussions that took place at an Examiners' meeting before marking began, which would have considered the acceptability of alternative answers.

Mark schemes should be read in conjunction with the question paper and the Principal Examiner Report for Teachers.

Cambridge International will not enter into discussions about these mark schemes.

Cambridge International is publishing the mark schemes for the October/November 2024 series for most Cambridge IGCSE, Cambridge International A and AS Level components, and some Cambridge O Level components.

---

This document consists of **17** printed pages.

**PUBLISHED****Generic Marking Principles**

These general marking principles must be applied by all examiners when marking candidate answers. They should be applied alongside the specific content of the mark scheme or generic level descriptions for a question. Each question paper and mark scheme will also comply with these marking principles.

**GENERIC MARKING PRINCIPLE 1:**

Marks must be awarded in line with:

- the specific content of the mark scheme or the generic level descriptors for the question
- the specific skills defined in the mark scheme or in the generic level descriptors for the question
- the standard of response required by a candidate as exemplified by the standardisation scripts.

**GENERIC MARKING PRINCIPLE 2:**

Marks awarded are always **whole marks** (not half marks, or other fractions).

**GENERIC MARKING PRINCIPLE 3:**

Marks must be awarded **positively**:

- marks are awarded for correct/valid answers, as defined in the mark scheme. However, credit is given for valid answers which go beyond the scope of the syllabus and mark scheme, referring to your Team Leader as appropriate
- marks are awarded when candidates clearly demonstrate what they know and can do
- marks are not deducted for errors
- marks are not deducted for omissions
- answers should only be judged on the quality of spelling, punctuation and grammar when these features are specifically assessed by the question as indicated by the mark scheme. The meaning, however, should be unambiguous.

**GENERIC MARKING PRINCIPLE 4:**

Rules must be applied consistently, e.g. in situations where candidates have not followed instructions or in the application of generic level descriptors.

**GENERIC MARKING PRINCIPLE 5:**

Marks should be awarded using the full range of marks defined in the mark scheme for the question (however; the use of the full mark range may be limited according to the quality of the candidate responses seen).

**GENERIC MARKING PRINCIPLE 6:**

Marks awarded are based solely on the requirements as defined in the mark scheme. Marks should not be awarded with grade thresholds or grade descriptors in mind.

**PUBLISHED****Social Science-Specific Marking Principles  
(for point-based marking)****1 Components using point-based marking:**

- Point marking is often used to reward knowledge, understanding and application of skills. We give credit where the candidate's answer shows relevant knowledge, understanding and application of skills in answering the question. We do not give credit where the answer shows confusion.

From this it follows that we:

- a** DO credit answers which are worded differently from the mark scheme if they clearly convey the same meaning (unless the mark scheme requires a specific term)
- b** DO credit alternative answers/examples which are not written in the mark scheme if they are correct
- c** DO credit answers where candidates give more than one correct answer in one prompt/numbered/scaffolded space where extended writing is required rather than list-type answers. For example, questions that require  $n$  reasons (e.g. State two reasons ...).
- d** DO NOT credit answers simply for using a 'key term' unless that is all that is required. (Check for evidence it is understood and not used wrongly.)
- e** DO NOT credit answers which are obviously self-contradicting or trying to cover all possibilities
- f** DO NOT give further credit for what is effectively repetition of a correct point already credited unless the language itself is being tested. This applies equally to 'mirror statements' (i.e. polluted/not polluted).
- g** DO NOT require spellings to be correct, unless this is part of the test. However spellings of syllabus terms must allow for clear and unambiguous separation from other syllabus terms with which they may be confused (e.g. Corrasion/Corrosion)

**2 Presentation of mark scheme:**








- Slashes (/) or the word 'or' separate alternative ways of making the same point.
- Semi colons (;) bullet points (•) or figures in brackets (1) separate different points.
- Content in the answer column in brackets is for examiner information/context to clarify the marking but is not required to earn the mark (except Accounting syllabuses where they indicate negative numbers).

**3 Calculation questions:**

- The mark scheme will show the steps in the most likely correct method(s), the mark for each step, the correct answer(s) and the mark for each answer
- If working/explanation is considered essential for full credit, this will be indicated in the question paper and in the mark scheme. In all other instances, the correct answer to a calculation should be given full credit, even if no supporting working is shown.
- Where the candidate uses a valid method which is not covered by the mark scheme, award equivalent marks for reaching equivalent stages.
- Where an answer makes use of a candidate's own incorrect figure from previous working, the 'own figure rule' applies: full marks will be given if a correct and complete method is used. Further guidance will be included in the mark scheme where necessary and any exceptions to this general principle will be noted.

**4 Annotation:**

- For point marking, ticks can be used to indicate correct answers and crosses can be used to indicate wrong answers. There is no direct relationship between ticks and marks. Ticks have no defined meaning for levels of response marking.
- For levels of response marking, the level awarded should be annotated on the script.
- Other annotations will be used by examiners as agreed during standardisation, and the meaning will be understood by all examiners who marked that paper.

<b>Annotation</b>	<b>Description</b>	<b>Use</b>
	Tick	Indicates a point which is relevant and rewardable.
	Cross	Indicates a point which is inaccurate/irrelevant and not rewardable.
	Benefit of doubt	Used when the benefit of the doubt is given in order to reward a response.
	An extraneous figure or item in the statement	
	OF	Own figure
	Noted but no credit given	Indicates that content has been recognised but not rewarded.
	Repetition	Indicates where content has been repeated.

Question	Answer	Marks																																																																																																																																				
1(a)	<p style="text-align: center;">Kalima Cash book</p> <table border="1" style="width: 100%; border-collapse: collapse;"> <thead> <tr> <th>Date</th> <th>Details</th> <th>Discount allowed</th> <th>Cash</th> <th>Bank</th> <th></th> <th>Date</th> <th>Details</th> <th>Discount Received</th> <th>Cash</th> <th>Bank</th> </tr> <tr> <td>2024</td> <td></td> <td style="text-align: center;">\$</td> <td style="text-align: center;">\$</td> <td style="text-align: center;">\$</td> <td></td> <td>2024</td> <td></td> <td style="text-align: center;">\$</td> <td style="text-align: center;">\$</td> <td style="text-align: center;">\$</td> </tr> </thead> <tbody> <tr> <td>Sept 1</td> <td>Balance b/d</td> <td></td> <td style="text-align: right;">240</td> <td></td> <td></td> <td>Sept 1</td> <td>Balance b/d</td> <td></td> <td></td> <td style="text-align: right;">890</td> </tr> <tr> <td>3</td> <td>Sales</td> <td></td> <td style="text-align: right;">478</td> <td></td> <td style="text-align: right;">(1)</td> <td>2</td> <td>Stationery</td> <td></td> <td style="text-align: right;">82</td> <td style="text-align: right;">(1)</td> </tr> <tr> <td>14</td> <td>Elizah</td> <td style="text-align: right;">13</td> <td></td> <td style="text-align: right;">507</td> <td style="text-align: right;">(1)</td> <td>3</td> <td>Badr</td> <td></td> <td></td> <td style="text-align: right;">30 (1)</td> </tr> <tr> <td>16</td> <td>Cash</td> <td></td> <td></td> <td style="text-align: right;">120</td> <td style="text-align: right;">(1)</td> <td>5</td> <td>Wages</td> <td></td> <td></td> <td style="text-align: right;">1 390 (1)</td> </tr> <tr> <td></td> <td></td> <td></td> <td></td> <td></td> <td></td> <td>10</td> <td>Drawings</td> <td></td> <td></td> <td style="text-align: right;">150 (1)</td> </tr> <tr> <td></td> <td></td> <td></td> <td></td> <td></td> <td></td> <td>16</td> <td>Bank</td> <td></td> <td style="text-align: right;">120</td> <td style="text-align: right;">(1)</td> </tr> <tr> <td></td> <td></td> <td></td> <td></td> <td></td> <td></td> <td>21</td> <td>Gulnar</td> <td style="text-align: right;">4</td> <td></td> <td style="text-align: right;">196 (1)</td> </tr> <tr> <td>30</td> <td>Balance c/d</td> <td></td> <td></td> <td style="text-align: right;">2 029</td> <td></td> <td>30</td> <td>Balance c/d</td> <td></td> <td style="text-align: right;">516</td> <td></td> </tr> <tr> <td></td> <td></td> <td style="text-align: right;">13</td> <td style="text-align: right;">718</td> <td style="text-align: right;">2 656</td> <td></td> <td></td> <td></td> <td style="text-align: right;">4</td> <td style="text-align: right;">718</td> <td style="text-align: right;">2 656 (1)OF*</td> </tr> <tr> <td>Oct 1</td> <td>Balance b/d</td> <td></td> <td style="text-align: right;">516</td> <td></td> <td style="text-align: right;">(1)OF</td> <td>Oct 1</td> <td>Balance b/d</td> <td></td> <td></td> <td style="text-align: right;">2 029 (1)OF</td> </tr> </tbody> </table> <p><b>(1)</b> for dates *For totalling dr and cr columns</p>	Date	Details	Discount allowed	Cash	Bank		Date	Details	Discount Received	Cash	Bank	2024		\$	\$	\$		2024		\$	\$	\$	Sept 1	Balance b/d		240			Sept 1	Balance b/d			890	3	Sales		478		(1)	2	Stationery		82	(1)	14	Elizah	13		507	(1)	3	Badr			30 (1)	16	Cash			120	(1)	5	Wages			1 390 (1)							10	Drawings			150 (1)							16	Bank		120	(1)							21	Gulnar	4		196 (1)	30	Balance c/d			2 029		30	Balance c/d		516				13	718	2 656				4	718	2 656 (1)OF*	Oct 1	Balance b/d		516		(1)OF	Oct 1	Balance b/d			2 029 (1)OF	<b>13</b>
Date	Details	Discount allowed	Cash	Bank		Date	Details	Discount Received	Cash	Bank																																																																																																																												
2024		\$	\$	\$		2024		\$	\$	\$																																																																																																																												
Sept 1	Balance b/d		240			Sept 1	Balance b/d			890																																																																																																																												
3	Sales		478		(1)	2	Stationery		82	(1)																																																																																																																												
14	Elizah	13		507	(1)	3	Badr			30 (1)																																																																																																																												
16	Cash			120	(1)	5	Wages			1 390 (1)																																																																																																																												
						10	Drawings			150 (1)																																																																																																																												
						16	Bank		120	(1)																																																																																																																												
						21	Gulnar	4		196 (1)																																																																																																																												
30	Balance c/d			2 029		30	Balance c/d		516																																																																																																																													
		13	718	2 656				4	718	2 656 (1)OF*																																																																																																																												
Oct 1	Balance b/d		516		(1)OF	Oct 1	Balance b/d			2 029 (1)OF																																																																																																																												
1(b)	Bank overdraft	<b>1</b>																																																																																																																																				

Question	Answer						Marks
1(c)	Kalima						<b>5</b>
	Elizabeth Account						
	Date 2024	Details	Amount \$	Date 2024	Details	Amount \$	
	Sept 1	Balance b/d	520	Sept 14	Bank	507 <b>(1)OF</b>	
	23	Sales	1 450 <b>(1)</b>		Discount allowed	13 <b>(1)OF</b>	
				29	Sales returns	325 <b>(1)</b>	
				30	Balance c/d	<u>1 125</u>	
			<u>1 970</u>			<u>1 970</u>	
	Oct 1	Balance b/d			1 125 <b>(1)OF</b>		
1(d)	Current Assets						<b>1</b>

Question	Answer			Marks
2(a)			Workings	Answer \$
	Capital at 1 April 2023	140 000 + 92 000 – 10 000 + 24 600 +39 600 – 24 750 – 3 200 +1 650		259 900 <b>(1)</b>
	Capital at 31 March 2024	140 000 +106 000 – 36 000+ 42 000 + 43 400 –19 700 +13 000 +1 200		289 900 <b>(1)</b>



Question	Answer	Marks																																											
2(b)	<table border="1" style="width: 100%; border-collapse: collapse;"> <thead> <tr> <th style="width: 40%;"></th> <th style="width: 20%; text-align: center;">Added to opening capital</th> <th style="width: 20%; text-align: center;">Deducted from opening capital</th> <th style="width: 20%; text-align: center;">Total</th> </tr> <tr> <td></td> <th style="text-align: center;">\$</th> <th style="text-align: center;">\$</th> <th style="text-align: center;">\$</th> </tr> </thead> <tbody> <tr> <td>Capital at 1 April 2023</td> <td></td> <td></td> <td style="text-align: right;">259 900</td> </tr> <tr> <td>Capital Introduced</td> <td style="text-align: right;">10 000 (1)</td> <td></td> <td></td> </tr> <tr> <td>Profit for the year</td> <td style="text-align: right;">20 620 (1) <b>OF</b></td> <td></td> <td></td> </tr> <tr> <td>Drawings</td> <td></td> <td style="text-align: right;">620(1)</td> <td></td> </tr> <tr> <td>Total adjustments</td> <td style="text-align: right;">30 620</td> <td style="text-align: right;">620</td> <td style="text-align: right;">30 000</td> </tr> <tr> <td>Capital at 31 March 2024</td> <td></td> <td></td> <td style="text-align: right;">289 900(1)OF*</td> </tr> </tbody> </table> <p>* For both opening and closing capital figures</p>		Added to opening capital	Deducted from opening capital	Total		\$	\$	\$	Capital at 1 April 2023			259 900	Capital Introduced	10 000 (1)			Profit for the year	20 620 (1) <b>OF</b>			Drawings		620(1)		Total adjustments	30 620	620	30 000	Capital at 31 March 2024			289 900(1)OF*	<b>4</b>											
	Added to opening capital	Deducted from opening capital	Total																																										
	\$	\$	\$																																										
Capital at 1 April 2023			259 900																																										
Capital Introduced	10 000 (1)																																												
Profit for the year	20 620 (1) <b>OF</b>																																												
Drawings		620(1)																																											
Total adjustments	30 620	620	30 000																																										
Capital at 31 March 2024			289 900(1)OF*																																										
2(c)(i)	<p>Either</p> <table style="margin-left: 40px;"> <tr> <td></td> <td style="text-align: center;">\$</td> <td></td> </tr> <tr> <td>Payments to credit suppliers</td> <td style="text-align: right;">224 700</td> <td></td> </tr> <tr> <td>Add closing trade payables</td> <td style="text-align: right;"><u>19 700</u> *</td> <td></td> </tr> <tr> <td></td> <td style="text-align: right;">244 400</td> <td></td> </tr> <tr> <td>Less opening trade payables</td> <td style="text-align: right;"><u>(24 750)</u> <b>*(1) both opening &amp; closing figures</b></td> <td></td> </tr> <tr> <td></td> <td style="text-align: right;">219 650</td> <td></td> </tr> <tr> <td>Less drawings</td> <td style="text-align: right;"><u>(620)</u> (1)</td> <td></td> </tr> <tr> <td></td> <td style="text-align: right;"><u>219 030</u> (1)OF</td> <td></td> </tr> </table> <p>Or</p> <table border="1" style="width: 100%; border-collapse: collapse; margin-top: 10px;"> <tr> <td style="width: 50%; vertical-align: top;"> <table style="width: 100%;"> <tr> <td style="width: 40%;">Bank</td> <td style="text-align: right;">224 700</td> <td></td> </tr> <tr> <td>Balance c/d</td> <td style="text-align: right;"><u>19 700</u> *(1)</td> <td></td> </tr> <tr> <td></td> <td style="text-align: right;"><u>244 400</u></td> <td></td> </tr> </table> </td> <td style="width: 50%; vertical-align: top;"> <table style="width: 100%;"> <tr> <td style="width: 40%;">Balance b/d</td> <td style="text-align: right;">24 750 *</td> </tr> <tr> <td>Drawings</td> <td style="text-align: right;">620 (1)</td> </tr> <tr> <td>Purchases</td> <td style="text-align: right;"><u>219 030</u> (1)OF</td> </tr> <tr> <td></td> <td style="text-align: right;"><u>244 400</u></td> </tr> </table> </td> </tr> </table>		\$		Payments to credit suppliers	224 700		Add closing trade payables	<u>19 700</u> *			244 400		Less opening trade payables	<u>(24 750)</u> <b>*(1) both opening &amp; closing figures</b>			219 650		Less drawings	<u>(620)</u> (1)			<u>219 030</u> (1)OF		<table style="width: 100%;"> <tr> <td style="width: 40%;">Bank</td> <td style="text-align: right;">224 700</td> <td></td> </tr> <tr> <td>Balance c/d</td> <td style="text-align: right;"><u>19 700</u> *(1)</td> <td></td> </tr> <tr> <td></td> <td style="text-align: right;"><u>244 400</u></td> <td></td> </tr> </table>	Bank	224 700		Balance c/d	<u>19 700</u> *(1)			<u>244 400</u>		<table style="width: 100%;"> <tr> <td style="width: 40%;">Balance b/d</td> <td style="text-align: right;">24 750 *</td> </tr> <tr> <td>Drawings</td> <td style="text-align: right;">620 (1)</td> </tr> <tr> <td>Purchases</td> <td style="text-align: right;"><u>219 030</u> (1)OF</td> </tr> <tr> <td></td> <td style="text-align: right;"><u>244 400</u></td> </tr> </table>	Balance b/d	24 750 *	Drawings	620 (1)	Purchases	<u>219 030</u> (1)OF		<u>244 400</u>	<b>3</b>
	\$																																												
Payments to credit suppliers	224 700																																												
Add closing trade payables	<u>19 700</u> *																																												
	244 400																																												
Less opening trade payables	<u>(24 750)</u> <b>*(1) both opening &amp; closing figures</b>																																												
	219 650																																												
Less drawings	<u>(620)</u> (1)																																												
	<u>219 030</u> (1)OF																																												
<table style="width: 100%;"> <tr> <td style="width: 40%;">Bank</td> <td style="text-align: right;">224 700</td> <td></td> </tr> <tr> <td>Balance c/d</td> <td style="text-align: right;"><u>19 700</u> *(1)</td> <td></td> </tr> <tr> <td></td> <td style="text-align: right;"><u>244 400</u></td> <td></td> </tr> </table>	Bank	224 700		Balance c/d	<u>19 700</u> *(1)			<u>244 400</u>		<table style="width: 100%;"> <tr> <td style="width: 40%;">Balance b/d</td> <td style="text-align: right;">24 750 *</td> </tr> <tr> <td>Drawings</td> <td style="text-align: right;">620 (1)</td> </tr> <tr> <td>Purchases</td> <td style="text-align: right;"><u>219 030</u> (1)OF</td> </tr> <tr> <td></td> <td style="text-align: right;"><u>244 400</u></td> </tr> </table>	Balance b/d	24 750 *	Drawings	620 (1)	Purchases	<u>219 030</u> (1)OF		<u>244 400</u>																											
Bank	224 700																																												
Balance c/d	<u>19 700</u> *(1)																																												
	<u>244 400</u>																																												
Balance b/d	24 750 *																																												
Drawings	620 (1)																																												
Purchases	<u>219 030</u> (1)OF																																												
	<u>244 400</u>																																												

Question	Answer	Marks																																								
2(c)(ii)	<p>Either</p> <table style="margin-left: 40px;"> <tr> <td></td> <td style="text-align: center;">\$</td> <td></td> </tr> <tr> <td>Payments received from credit customers</td> <td style="text-align: right;">452 000</td> <td></td> </tr> <tr> <td>Add closing trade receivables</td> <td style="text-align: right;"><u>43 400</u></td> <td></td> </tr> <tr> <td></td> <td style="text-align: right;">495 400</td> <td></td> </tr> <tr> <td>Less opening trade receivables</td> <td style="text-align: right;"><u>(39 600)</u></td> <td><b>*(1) both opening &amp; closing figures</b></td> </tr> <tr> <td>Total credit sales</td> <td style="text-align: right;">455 800</td> <td></td> </tr> <tr> <td>Cash Sales</td> <td style="text-align: right;"><u>21 000</u></td> <td><b>(1)</b></td> </tr> <tr> <td>Total sales for the year</td> <td style="text-align: right;"><u>476 800</u></td> <td><b>(1) OF</b></td> </tr> </table> <p>Or</p> <table border="1" style="margin-left: 40px; width: 100%;"> <tr> <td style="width: 30%;">Balance b/d</td> <td style="width: 20%; text-align: right;">39 600 *</td> <td style="width: 30%;">Bank</td> <td style="width: 20%; text-align: right;">452 000</td> </tr> <tr> <td>Sales</td> <td style="text-align: right;"><u>476 800</u> (1)OF</td> <td>Cash sales</td> <td style="text-align: right;">21 000 (1)</td> </tr> <tr> <td></td> <td style="text-align: right;"><u>516 400</u></td> <td>Balance c/d</td> <td style="text-align: right;"><u>43 400</u> *(1)</td> </tr> <tr> <td></td> <td></td> <td></td> <td style="text-align: right;"><u>516 400</u></td> </tr> </table>		\$		Payments received from credit customers	452 000		Add closing trade receivables	<u>43 400</u>			495 400		Less opening trade receivables	<u>(39 600)</u>	<b>*(1) both opening &amp; closing figures</b>	Total credit sales	455 800		Cash Sales	<u>21 000</u>	<b>(1)</b>	Total sales for the year	<u>476 800</u>	<b>(1) OF</b>	Balance b/d	39 600 *	Bank	452 000	Sales	<u>476 800</u> (1)OF	Cash sales	21 000 (1)		<u>516 400</u>	Balance c/d	<u>43 400</u> *(1)				<u>516 400</u>	<b>3</b>
	\$																																									
Payments received from credit customers	452 000																																									
Add closing trade receivables	<u>43 400</u>																																									
	495 400																																									
Less opening trade receivables	<u>(39 600)</u>	<b>*(1) both opening &amp; closing figures</b>																																								
Total credit sales	455 800																																									
Cash Sales	<u>21 000</u>	<b>(1)</b>																																								
Total sales for the year	<u>476 800</u>	<b>(1) OF</b>																																								
Balance b/d	39 600 *	Bank	452 000																																							
Sales	<u>476 800</u> (1)OF	Cash sales	21 000 (1)																																							
	<u>516 400</u>	Balance c/d	<u>43 400</u> *(1)																																							
			<u>516 400</u>																																							
2(d)	<p><b>Advantages (2)</b>                      Preparation of financial statements would be quicker / easier                      Better control over business activities / able to track transactions / income and expenses                      Chances of fraud reduced / errors may be reduced                      Comparison with previous years / aids decision making                      Information required by a bank/investor readily available                      Allow Ben time to concentrate on other business activities</p> <p><b>Accept other valid points</b></p> <p><b>Disadvantages (2)</b>                      Salary of book-keeper to pay                      Profit may not be adequate to cover the cost of employing the book-keeper.                      Additional costs on top of salary paid.                      Problems of recruiting suitable / trained candidate</p> <p><b>Accept other valid points</b></p> <p><b>Recommendation (1)</b></p>	<b>5</b>																																								
2(e)(i)	<p>Prudence                      Or Matching / accruals</p>	<b>1</b>																																								

Question	Answer	Marks																	
2(e)(ii)	<table border="1" style="width: 100%; border-collapse: collapse;"> <tr> <td style="width: 25%;"></td> <td style="width: 25%;">Profit for the year</td> <td style="width: 25%;">Trade receivables</td> <td style="width: 25%;">Cash at bank</td> <td rowspan="4" style="vertical-align: middle; padding-left: 10px;"> <b>(1) for both</b>   <b>(1)</b> </td> </tr> <tr> <td>Increase</td> <td></td> <td></td> <td></td> </tr> <tr> <td>Decrease</td> <td style="text-align: center;">✓</td> <td style="text-align: center;">✓</td> <td></td> </tr> <tr> <td>No effect</td> <td></td> <td></td> <td style="text-align: center;">✓</td> </tr> </table>		Profit for the year	Trade receivables	Cash at bank	<b>(1) for both</b>  <b>(1)</b>	Increase				Decrease	✓	✓		No effect			✓	<b>2</b>
	Profit for the year	Trade receivables	Cash at bank	<b>(1) for both</b>  <b>(1)</b>															
Increase																			
Decrease	✓	✓																	
No effect			✓																

Question	Answer	Marks																																												
3(a)	<p style="text-align: center;"><b>Sports T</b>  <b>Café Income Statement</b>  <b>for the year ended 31 December 2023</b></p> <table style="width: 100%; border-collapse: collapse;"> <tr> <td></td> <td style="text-align: center;">\$</td> <td style="text-align: center;">\$</td> <td></td> </tr> <tr> <td>Cafe sales</td> <td></td> <td style="text-align: right;">27 000</td> <td></td> </tr> <tr> <td><u>Cost of sales</u></td> <td></td> <td></td> <td></td> </tr> <tr> <td>Opening inventory</td> <td style="text-align: right;">1 290</td> <td style="text-align: right;">*</td> <td></td> </tr> <tr> <td>Purchases of food &amp; drink</td> <td style="text-align: right; border-bottom: 1px solid black;">8 220</td> <td></td> <td></td> </tr> <tr> <td></td> <td style="text-align: right;">9 510</td> <td></td> <td></td> </tr> <tr> <td>Less Closing inventory</td> <td style="text-align: right; border-bottom: 1px solid black;">1 340</td> <td style="text-align: right;">*(1)</td> <td style="text-align: right; border-bottom: 1px solid black;">8 170 (1)</td> </tr> <tr> <td></td> <td></td> <td></td> <td style="text-align: right;">18 830 (1)OF</td> </tr> <tr> <td><u>Expenses</u></td> <td></td> <td></td> <td></td> </tr> <tr> <td>Wages – café assistant</td> <td></td> <td style="text-align: right; border-bottom: 1px solid black;">14 352</td> <td style="text-align: right;">(1)</td> </tr> <tr> <td>Profit for the year – cafe</td> <td></td> <td style="text-align: right; border-bottom: 1px solid black;">4 478</td> <td style="text-align: right;">(1)OF</td> </tr> </table> <p>* For both inventory figures</p>		\$	\$		Cafe sales		27 000		<u>Cost of sales</u>				Opening inventory	1 290	*		Purchases of food & drink	8 220				9 510			Less Closing inventory	1 340	*(1)	8 170 (1)				18 830 (1)OF	<u>Expenses</u>				Wages – café assistant		14 352	(1)	Profit for the year – cafe		4 478	(1)OF	<b>5</b>
	\$	\$																																												
Cafe sales		27 000																																												
<u>Cost of sales</u>																																														
Opening inventory	1 290	*																																												
Purchases of food & drink	8 220																																													
	9 510																																													
Less Closing inventory	1 340	*(1)	8 170 (1)																																											
			18 830 (1)OF																																											
<u>Expenses</u>																																														
Wages – café assistant		14 352	(1)																																											
Profit for the year – cafe		4 478	(1)OF																																											

Question	Answer								Marks																																																																																																																
3(b)	<table border="1" style="width: 100%; border-collapse: collapse;"> <thead> <tr> <th colspan="8" style="text-align: center;">Sports T club Subscriptions account</th> </tr> <tr> <th style="width: 10%;">Date</th> <th style="width: 30%;">Details</th> <th style="width: 10%;">\$</th> <th style="width: 5%;"></th> <th style="width: 10%;">Date</th> <th style="width: 30%;">Details</th> <th style="width: 10%;">\$</th> <th style="width: 5%;"></th> </tr> </thead> <tbody> <tr> <td>2023 Jan 1</td> <td>Balance b/d</td> <td style="text-align: right;">1 520</td> <td style="text-align: center;"><b>(1)</b></td> <td>2023 Dec 31</td> <td>Bank or Cash</td> <td style="text-align: right;">162 000</td> <td style="text-align: center;"><b>(1)</b></td> </tr> <tr> <td>2023 Dec 31</td> <td>Income &amp; Expenditure Account</td> <td style="text-align: right;">158 960</td> <td style="text-align: center;"><b>(1)OF</b></td> <td></td> <td></td> <td></td> <td></td> </tr> <tr> <td></td> <td>Balance c/d</td> <td style="text-align: right;"><u>2 800</u></td> <td></td> <td></td> <td>Balance c/d</td> <td style="text-align: right;"><u>1 280</u></td> <td></td> </tr> <tr> <td></td> <td></td> <td style="text-align: right;"><u>163 280</u></td> <td></td> <td></td> <td></td> <td style="text-align: right;"><u>163 280</u></td> <td></td> </tr> <tr> <td>2024 Jan 1</td> <td>Balance b/d</td> <td style="text-align: right;">*1 280</td> <td></td> <td>2024 Jan 1</td> <td>Balance b/d</td> <td style="text-align: right;">*2 800</td> <td style="text-align: center;"><b>(1)</b></td> </tr> </tbody> </table> <p><b>(1) for dates</b>  <b>*For both balances b/d</b></p>								Sports T club Subscriptions account								Date	Details	\$		Date	Details	\$		2023 Jan 1	Balance b/d	1 520	<b>(1)</b>	2023 Dec 31	Bank or Cash	162 000	<b>(1)</b>	2023 Dec 31	Income & Expenditure Account	158 960	<b>(1)OF</b>						Balance c/d	<u>2 800</u>			Balance c/d	<u>1 280</u>				<u>163 280</u>				<u>163 280</u>		2024 Jan 1	Balance b/d	*1 280		2024 Jan 1	Balance b/d	*2 800	<b>(1)</b>	<b>5</b>																																																								
Sports T club Subscriptions account																																																																																																																									
Date	Details	\$		Date	Details	\$																																																																																																																			
2023 Jan 1	Balance b/d	1 520	<b>(1)</b>	2023 Dec 31	Bank or Cash	162 000	<b>(1)</b>																																																																																																																		
2023 Dec 31	Income & Expenditure Account	158 960	<b>(1)OF</b>																																																																																																																						
	Balance c/d	<u>2 800</u>			Balance c/d	<u>1 280</u>																																																																																																																			
		<u>163 280</u>				<u>163 280</u>																																																																																																																			
2024 Jan 1	Balance b/d	*1 280		2024 Jan 1	Balance b/d	*2 800	<b>(1)</b>																																																																																																																		
3(c)	<table border="1" style="width: 100%; border-collapse: collapse;"> <thead> <tr> <th colspan="8" style="text-align: center;">Sports T club Income and expenditure account for the year ended 31 December 2023</th> </tr> <tr> <th style="width: 50%;"></th> <th style="width: 15%; text-align: center;">\$</th> <th style="width: 15%;"></th> <th style="width: 10%;"></th> <th style="width: 10%; text-align: center;">\$</th> <th style="width: 10%;"></th> <th style="width: 10%;"></th> <th style="width: 10%;"></th> </tr> </thead> <tbody> <tr> <td><u>Income:</u></td> <td></td> <td></td> <td></td> <td></td> <td></td> <td></td> <td></td> </tr> <tr> <td>Profit from the cafe</td> <td style="text-align: right;">4 478</td> <td style="text-align: center;"><b>(1)OF</b></td> <td></td> <td></td> <td></td> <td></td> <td></td> </tr> <tr> <td>Subscriptions</td> <td style="text-align: right;">158 960</td> <td style="text-align: center;"><b>(1)OF</b></td> <td></td> <td></td> <td></td> <td></td> <td></td> </tr> <tr> <td>Bank interest</td> <td style="text-align: right;"><u>720</u></td> <td style="text-align: center;"><b>(1)</b></td> <td></td> <td style="text-align: right;">164 158</td> <td style="text-align: center;"><b>(1)OF</b></td> <td></td> <td></td> </tr> <tr> <td><u>Expenditure</u></td> <td></td> <td></td> <td></td> <td></td> <td></td> <td></td> <td></td> </tr> <tr> <td>Wages: Sports coaches</td> <td style="text-align: right;">58 220</td> <td style="text-align: center;">}</td> <td></td> <td></td> <td></td> <td></td> <td></td> </tr> <tr> <td>Administration salaries</td> <td style="text-align: right;">31 720</td> <td style="text-align: center;">}(1)</td> <td></td> <td></td> <td></td> <td></td> <td></td> </tr> <tr> <td>Rent (16 250 – 1250)</td> <td style="text-align: right;">15 000</td> <td style="text-align: center;"><b>(1)</b></td> <td></td> <td></td> <td></td> <td></td> <td></td> </tr> <tr> <td>Sports equipment hire</td> <td style="text-align: right;">34 800</td> <td style="text-align: center;"><b>(1)</b></td> <td></td> <td></td> <td></td> <td></td> <td></td> </tr> <tr> <td>Rates &amp; insurance</td> <td style="text-align: right;">3 200</td> <td style="text-align: center;"><b>(1)</b></td> <td></td> <td></td> <td></td> <td></td> <td></td> </tr> <tr> <td>Accountancy fees</td> <td style="text-align: right;"><u>2 400</u></td> <td style="text-align: center;"><b>(1)</b></td> <td></td> <td style="text-align: right;"><u>(145 340)</u></td> <td></td> <td></td> <td></td> </tr> <tr> <td>Surplus for the year</td> <td></td> <td></td> <td></td> <td style="text-align: right;"><u>18 818</u></td> <td style="text-align: center;"><b>(1)OF</b></td> <td></td> <td></td> </tr> </tbody> </table>								Sports T club Income and expenditure account for the year ended 31 December 2023									\$			\$				<u>Income:</u>								Profit from the cafe	4 478	<b>(1)OF</b>						Subscriptions	158 960	<b>(1)OF</b>						Bank interest	<u>720</u>	<b>(1)</b>		164 158	<b>(1)OF</b>			<u>Expenditure</u>								Wages: Sports coaches	58 220	}						Administration salaries	31 720	}(1)						Rent (16 250 – 1250)	15 000	<b>(1)</b>						Sports equipment hire	34 800	<b>(1)</b>						Rates & insurance	3 200	<b>(1)</b>						Accountancy fees	<u>2 400</u>	<b>(1)</b>		<u>(145 340)</u>				Surplus for the year				<u>18 818</u>	<b>(1)OF</b>			<b>10</b>
Sports T club Income and expenditure account for the year ended 31 December 2023																																																																																																																									
	\$			\$																																																																																																																					
<u>Income:</u>																																																																																																																									
Profit from the cafe	4 478	<b>(1)OF</b>																																																																																																																							
Subscriptions	158 960	<b>(1)OF</b>																																																																																																																							
Bank interest	<u>720</u>	<b>(1)</b>		164 158	<b>(1)OF</b>																																																																																																																				
<u>Expenditure</u>																																																																																																																									
Wages: Sports coaches	58 220	}																																																																																																																							
Administration salaries	31 720	}(1)																																																																																																																							
Rent (16 250 – 1250)	15 000	<b>(1)</b>																																																																																																																							
Sports equipment hire	34 800	<b>(1)</b>																																																																																																																							
Rates & insurance	3 200	<b>(1)</b>																																																																																																																							
Accountancy fees	<u>2 400</u>	<b>(1)</b>		<u>(145 340)</u>																																																																																																																					
Surplus for the year				<u>18 818</u>	<b>(1)OF</b>																																																																																																																				

Question	Answer	Marks																																																								
4(a)	Either - A public limited company is allowed to offer its shares to the public whereas a private limited company cannot. Or - A public limited company has to publish its financial statements whereas a private limited company does not.	1																																																								
4(b)	Issued share capital is the amount of share capital issued to the shareholders <b>(1)</b> Called up share capital is the part of issued share capital for which payment has been requested from the shareholders <b>(1)</b>	2																																																								
4(c)	Liability for the debts of the company is limited to the amount invested by the shareholder (1) Separate legal identity / legal action cannot be taken against the individual shareholders of the company (1) Access to additional capital / easier to obtain loans (1) Has continuity of existence (1) <b>Accept other valid points</b> <b>Max 2</b>	2																																																								
4(d)	<table border="1" style="width: 100%; border-collapse: collapse;"> <thead> <tr> <th colspan="5" style="text-align: center;">Y Limited</th> </tr> <tr> <th colspan="5" style="text-align: center;">Statement of changes in equity for the year ended 31 December 2023</th> </tr> <tr> <th style="width: 30%;"></th> <th style="width: 15%;">Ordinary Share Capital</th> <th style="width: 15%;">General Reserve</th> <th style="width: 15%;">Retained Earnings</th> <th style="width: 15%;">Total</th> </tr> <tr> <th></th> <th style="text-align: center;">\$</th> <th style="text-align: center;">\$</th> <th style="text-align: center;">\$</th> <th style="text-align: center;">\$</th> </tr> </thead> <tbody> <tr> <td>On 1 January 2023</td> <td style="text-align: right;">800 000</td> <td style="text-align: right;">78 000</td> <td style="text-align: right;">62 000</td> <td style="text-align: right;">940 000</td> <td style="text-align: right;"><b>(1)</b></td> </tr> <tr> <td>Profit for the year</td> <td></td> <td></td> <td style="text-align: right;">118 500</td> <td style="text-align: right;">118500</td> <td style="text-align: right;"><b>(2)*</b></td> </tr> <tr> <td>Dividend paid (final)</td> <td></td> <td></td> <td style="text-align: right;">(43 000)</td> <td style="text-align: right;">(43000)</td> <td style="text-align: right;"><b>(1)</b></td> </tr> <tr> <td>Dividend paid (interim)</td> <td></td> <td></td> <td style="text-align: right;">(40 000)</td> <td style="text-align: right;">(40000)</td> <td style="text-align: right;"><b>(1)</b></td> </tr> <tr> <td>Transfer to general reserve</td> <td></td> <td style="text-align: right;">32 000</td> <td style="text-align: right;">(32 000)</td> <td style="text-align: center;">–</td> <td style="text-align: right;"><b>(1)</b></td> </tr> <tr> <td>On 31 December 2023</td> <td style="text-align: right;">800 000</td> <td style="text-align: right;">110 000</td> <td style="text-align: right;">65 500</td> <td style="text-align: right;">975500</td> <td style="text-align: right;"><b>(1)OF</b></td> </tr> </tbody> </table> <p>* 2 marks if adjusted for preference share dividends, 1 mark if not adjusted \$126 000</p>	Y Limited					Statement of changes in equity for the year ended 31 December 2023						Ordinary Share Capital	General Reserve	Retained Earnings	Total		\$	\$	\$	\$	On 1 January 2023	800 000	78 000	62 000	940 000	<b>(1)</b>	Profit for the year			118 500	118500	<b>(2)*</b>	Dividend paid (final)			(43 000)	(43000)	<b>(1)</b>	Dividend paid (interim)			(40 000)	(40000)	<b>(1)</b>	Transfer to general reserve		32 000	(32 000)	–	<b>(1)</b>	On 31 December 2023	800 000	110 000	65 500	975500	<b>(1)OF</b>	7
Y Limited																																																										
Statement of changes in equity for the year ended 31 December 2023																																																										
	Ordinary Share Capital	General Reserve	Retained Earnings	Total																																																						
	\$	\$	\$	\$																																																						
On 1 January 2023	800 000	78 000	62 000	940 000	<b>(1)</b>																																																					
Profit for the year			118 500	118500	<b>(2)*</b>																																																					
Dividend paid (final)			(43 000)	(43000)	<b>(1)</b>																																																					
Dividend paid (interim)			(40 000)	(40000)	<b>(1)</b>																																																					
Transfer to general reserve		32 000	(32 000)	–	<b>(1)</b>																																																					
On 31 December 2023	800 000	110 000	65 500	975500	<b>(1)OF</b>																																																					

Question	Answer	Marks															
4(e)	<p style="text-align: center;">Y Limited</p> <p style="text-align: center;">Extract from Statement of financial position at 31 December 2023</p> <table style="width: 100%; border-collapse: collapse;"> <tr> <td style="width: 50%;"><u>Equity</u></td> <td style="width: 10%; text-align: center;">\$</td> <td style="width: 40%;"></td> </tr> <tr> <td>Ordinary Shares</td> <td style="text-align: right;">800 000</td> <td><b>(OF)</b></td> </tr> <tr> <td>General reserve</td> <td style="text-align: right;">110 000</td> <td><b>(OF)</b></td> </tr> <tr> <td>Retained earnings</td> <td style="text-align: right;"><u>65 500</u></td> <td><b>(OF)</b></td> </tr> <tr> <td><b>*mark for inclusion of all items in correct order</b></td> <td style="text-align: right;"><b><u>975 500</u></b></td> <td><b>(1)OF</b></td> </tr> </table>	<u>Equity</u>	\$		Ordinary Shares	800 000	<b>(OF)</b>	General reserve	110 000	<b>(OF)</b>	Retained earnings	<u>65 500</u>	<b>(OF)</b>	<b>*mark for inclusion of all items in correct order</b>	<b><u>975 500</u></b>	<b>(1)OF</b>	<b>2</b>
<u>Equity</u>	\$																
Ordinary Shares	800 000	<b>(OF)</b>															
General reserve	110 000	<b>(OF)</b>															
Retained earnings	<u>65 500</u>	<b>(OF)</b>															
<b>*mark for inclusion of all items in correct order</b>	<b><u>975 500</u></b>	<b>(1)OF</b>															

Question	Answer		Marks																								
4(f)	<table border="1" style="width: 100%; border-collapse: collapse;"> <thead> <tr> <th style="width: 50%; text-align: center;">Issuing debentures</th> <th style="width: 50%; text-align: center;">Issuing ordinary shares</th> </tr> </thead> <tbody> <tr> <td>Annual interest is payable <b>(1)</b></td> <td>A dividend may be paid <b>(1)</b></td> </tr> <tr> <td>Are a liability\are a loan\must be repaid <b>(1)</b></td> <td>Do not have to be repaid <b>(1)</b></td> </tr> <tr> <td>If company is wound up they are repaid before ordinary shareholders <b>(1)</b></td> <td>If company is wound up they are repaid after debenture holders <b>(1)</b></td> </tr> <tr> <td>Debenture holders are not members of the company/cannot vote <b>(1)</b></td> <td>Shares will carry same voting rights/rank equally as existing shares <b>(1)</b></td> </tr> <tr> <td>Issue of debentures will not dilute the control of the existing ordinary shareholders <b>(1)</b></td> <td>May dilute control of existing shareholders <b>(1)</b> (if some purchase a greater proportion of shares)</td> </tr> <tr> <td>Interest is a fixed amount <b>(1)</b> (and so can be budgeted for)</td> <td>Dividend is not fixed (and may depend on profit levels) <b>(1)</b></td> </tr> <tr> <td>Interest must be paid irrespective of profits <b>(1)</b></td> <td>Directors can decide on amount of dividend they will pay <b>(1)</b></td> </tr> <tr> <td>May be secured on the non-current assets of the company <b>(1)</b></td> <td>May take longer to raise the funds <b>(1)</b></td> </tr> <tr> <td>Issue may not raise adequate funds <b>(1)</b></td> <td>Issue may not raise adequate funds <b>(1)</b></td> </tr> <tr> <td><b>Max (3)</b></td> <td><b>Max (3)</b></td> </tr> <tr> <td colspan="2"><b>Recommendation (1)</b></td> </tr> </tbody> </table>		Issuing debentures	Issuing ordinary shares	Annual interest is payable <b>(1)</b>	A dividend may be paid <b>(1)</b>	Are a liability\are a loan\must be repaid <b>(1)</b>	Do not have to be repaid <b>(1)</b>	If company is wound up they are repaid before ordinary shareholders <b>(1)</b>	If company is wound up they are repaid after debenture holders <b>(1)</b>	Debenture holders are not members of the company/cannot vote <b>(1)</b>	Shares will carry same voting rights/rank equally as existing shares <b>(1)</b>	Issue of debentures will not dilute the control of the existing ordinary shareholders <b>(1)</b>	May dilute control of existing shareholders <b>(1)</b> (if some purchase a greater proportion of shares)	Interest is a fixed amount <b>(1)</b> (and so can be budgeted for)	Dividend is not fixed (and may depend on profit levels) <b>(1)</b>	Interest must be paid irrespective of profits <b>(1)</b>	Directors can decide on amount of dividend they will pay <b>(1)</b>	May be secured on the non-current assets of the company <b>(1)</b>	May take longer to raise the funds <b>(1)</b>	Issue may not raise adequate funds <b>(1)</b>	Issue may not raise adequate funds <b>(1)</b>	<b>Max (3)</b>	<b>Max (3)</b>	<b>Recommendation (1)</b>		<b>5</b>
Issuing debentures	Issuing ordinary shares																										
Annual interest is payable <b>(1)</b>	A dividend may be paid <b>(1)</b>																										
Are a liability\are a loan\must be repaid <b>(1)</b>	Do not have to be repaid <b>(1)</b>																										
If company is wound up they are repaid before ordinary shareholders <b>(1)</b>	If company is wound up they are repaid after debenture holders <b>(1)</b>																										
Debenture holders are not members of the company/cannot vote <b>(1)</b>	Shares will carry same voting rights/rank equally as existing shares <b>(1)</b>																										
Issue of debentures will not dilute the control of the existing ordinary shareholders <b>(1)</b>	May dilute control of existing shareholders <b>(1)</b> (if some purchase a greater proportion of shares)																										
Interest is a fixed amount <b>(1)</b> (and so can be budgeted for)	Dividend is not fixed (and may depend on profit levels) <b>(1)</b>																										
Interest must be paid irrespective of profits <b>(1)</b>	Directors can decide on amount of dividend they will pay <b>(1)</b>																										
May be secured on the non-current assets of the company <b>(1)</b>	May take longer to raise the funds <b>(1)</b>																										
Issue may not raise adequate funds <b>(1)</b>	Issue may not raise adequate funds <b>(1)</b>																										
<b>Max (3)</b>	<b>Max (3)</b>																										
<b>Recommendation (1)</b>																											
4(g)	Non-current liabilities / Long-term-liabilities		<b>1</b>																								

Question	Answer			Marks												
5(a)	<table border="1"> <thead> <tr> <th data-bbox="333 213 987 279">Ratio</th> <th data-bbox="999 213 1487 279">Workings</th> <th data-bbox="1487 213 1731 279">Answer</th> </tr> </thead> <tbody> <tr> <td data-bbox="333 279 987 517"> <b>Inventory turnover</b>                      (correct to 2 decimal places)                 </td> <td data-bbox="999 279 1487 517"> <math display="block">\frac{24\,074 + 278\,429 - 25\,600}{(24\,074 + 25\,600) / 2}</math> <math display="block">= \frac{276\,903}{24\,837}</math> </td> <td data-bbox="1487 279 1731 517">                     11.15 times                 </td> </tr> <tr> <td data-bbox="333 517 987 635"> <b>Trade receivables turnover</b>                      (round up your answer to the nearest whole day)                 </td> <td data-bbox="999 517 1487 635"> <math display="block">\frac{42\,375 \times 365}{392\,600}</math> </td> <td data-bbox="1487 517 1731 635">                     40 days                 </td> </tr> <tr> <td data-bbox="333 635 987 753"> <b>Trade payables turnover</b>                      (round up your answer to the nearest whole day)                 </td> <td data-bbox="999 635 1487 753"> <math display="block">\frac{21\,603 \times 365}{278\,429}</math> </td> <td data-bbox="1487 635 1731 753">                     29 days                 </td> </tr> </tbody> </table>	Ratio	Workings	Answer	<b>Inventory turnover</b> (correct to 2 decimal places)	$\frac{24\,074 + 278\,429 - 25\,600}{(24\,074 + 25\,600) / 2}$ $= \frac{276\,903}{24\,837}$	11.15 times	<b>Trade receivables turnover</b> (round up your answer to the nearest whole day)	$\frac{42\,375 \times 365}{392\,600}$	40 days	<b>Trade payables turnover</b> (round up your answer to the nearest whole day)	$\frac{21\,603 \times 365}{278\,429}$	29 days			7
Ratio	Workings	Answer														
<b>Inventory turnover</b> (correct to 2 decimal places)	$\frac{24\,074 + 278\,429 - 25\,600}{(24\,074 + 25\,600) / 2}$ $= \frac{276\,903}{24\,837}$	11.15 times														
<b>Trade receivables turnover</b> (round up your answer to the nearest whole day)	$\frac{42\,375 \times 365}{392\,600}$	40 days														
<b>Trade payables turnover</b> (round up your answer to the nearest whole day)	$\frac{21\,603 \times 365}{278\,429}$	29 days														
5(b)	<p><b>Advantages (2)</b>                      Reduced administration – debt collection company will manage debt collection                      Owner can spend more time on other areas of the business                      Money received from credit customers quicker / improved cashflow / improved liquidity / trade receivables turnover will improve                      Reduced risk of irrecoverable debts                      Reduced need to borrow to finance working capital</p> <p><b>Accept other valid points</b>  <b>Max 2</b></p> <p><b>Disadvantages (2)</b>                      Cost/fees of debt collection company                      May damage relationship with customer                      Credit sales may reduce                      Maybe a lack of communication between the agency and the owner / may not be effective in improving debt collection</p> <p><b>Accept other valid points</b>  <b>Max 2</b></p> <p><b>Recommendation (1)</b></p>			5												



Question	Answer	Marks												
5(c)	Improve credit control policy <b>(1)</b> Issue <b>regular</b> statements & invoices <b>(1)</b> Offer cash discount for prompt payment <b>(1)</b> Charge interest on overdue accounts <b>(1)</b> <b>Max 2</b>	<b>2</b>												
5(d)(i)	Reduce cost of purchases <b>(1)</b> Increase selling price <b>(1)</b> Changing the proportions of types of goods sold <b>(1)</b> <b>Max 1</b>	<b>1</b>												
5(d)(ii)	Improve gross profit <b>(1)</b> Control / reduce overall expenses <b>(1)</b> Increasing other income <b>(1)</b> <b>Max (1)</b>	<b>1</b>												
5(e)(i)	<p style="text-align: center;">Azim Journal</p> <table border="1" style="margin-left: auto; margin-right: auto;"> <thead> <tr> <th style="width: 60%;">Details</th> <th style="width: 20%;">Debit \$</th> <th style="width: 20%;">Credit \$</th> </tr> </thead> <tbody> <tr> <td>Drawings</td> <td style="text-align: center;">340 <b>(1)</b></td> <td></td> </tr> <tr> <td>Purchases</td> <td></td> <td style="text-align: center;">340 <b>(1)</b></td> </tr> </tbody> </table>	Details	Debit \$	Credit \$	Drawings	340 <b>(1)</b>		Purchases		340 <b>(1)</b>	<b>2</b>			
Details	Debit \$	Credit \$												
Drawings	340 <b>(1)</b>													
Purchases		340 <b>(1)</b>												
5(e)(ii)	<table border="1" style="margin-left: auto; margin-right: auto;"> <thead> <tr> <th style="width: 30%;"></th> <th style="width: 20%;">increase</th> <th style="width: 20%;">decrease</th> <th style="width: 30%;">no effect</th> </tr> </thead> <tbody> <tr> <td>gross profit</td> <td style="text-align: center;">✓ <b>(1)</b></td> <td></td> <td></td> </tr> <tr> <td>closing capital</td> <td></td> <td></td> <td style="text-align: center;">✓ <b>(1)</b></td> </tr> </tbody> </table>		increase	decrease	no effect	gross profit	✓ <b>(1)</b>			closing capital			✓ <b>(1)</b>	<b>2</b>
	increase	decrease	no effect											
gross profit	✓ <b>(1)</b>													
closing capital			✓ <b>(1)</b>											