



# Cambridge IGCSE™

---

## DESIGN & TECHNOLOGY

0445/11

Paper 1 Product Design

May/June 2024

1 hour 15 minutes



You must answer on the two pre-printed A3 answer sheets.

You will need: Two A3 pre-printed answer sheets (enclosed)  
Standard drawing equipment  
Coloured pencils

---

### INSTRUCTIONS

- Answer **one** question.
- Use an HB pencil for any drawings and a black or dark blue pen for any writing.
- Write your name, centre number and candidate number in the space on **both** pre-printed answer sheets.
- Answer in the space provided on the answer sheets.
- Do **not** use an erasable pen, staples, paper clips, glue or correction fluid.
- Do **not** write on any bar codes.
- You may use a calculator.
- You may use standard drawing equipment, including coloured pencils.
- At the end of the examination, hand in your named A3 answer sheets. Do **not** fasten them together and do **not** punch holes in the sheets or tie with string.

### INFORMATION


- The total mark for this paper is 50.
- The number of marks for each question or part question is shown in brackets [ ].
- All dimensions are in millimetres unless otherwise stated.

---

This document has 4 pages.

Answer **one** question only on the A3 pre-printed answer sheets provided.

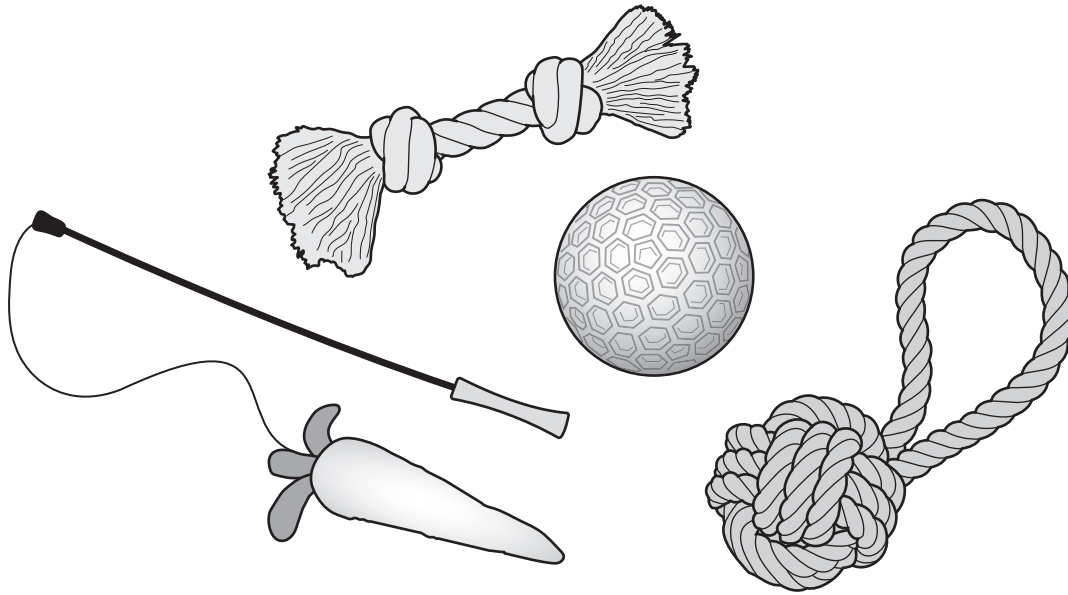
- 1 Small household pets sometimes need to be transported.



Design a device for transporting a small household pet. The device should allow the pet to remain safe while being transported for a short time.

- (a) List **four** additional points about the function of such a device that you consider to be important. [4]
- (b) Use sketches and notes to show **two** methods of attaching a door that can open and close. [4]
- (c) Develop and sketch **three** separate ideas for a device to transport a small household pet. [12]
- (d) Evaluate your three ideas. Choose **one** idea to develop further and justify your choice. [8]
- (e) Draw, using a method of your own choice, a full solution to the design problem. Include construction details and important dimensions. [12]
- (f) Suggest **two** suitable specific materials for the solution you have drawn in part (e) and give reasons for your choice. [4]
- (g) Outline a method that could be used to manufacture **one** part of your solution drawn in part (e). Include the names of the tools used. [6]


2 Some pet animals enjoy playing with toys.



Design a package that will hold and display a toy for a pet animal. The package must allow the toy to be visible and enable it to be hung on a shop display rack.

- (a) List **four** additional points about the function of such a package that you consider to be important. [4]
- (b) Use sketches and notes to show **two** methods of hanging a package from a shop display rack. [4]
- (c) Develop and sketch **three** separate ideas for the package that will hold and display a toy for a pet animal. [12]
- (d) Evaluate your three ideas. Choose **one** idea to develop further and justify your choice. [8]
- (e) Draw, using a method of your own choice, a full solution to the design problem. Include construction details and important dimensions. [12]
- (f) Suggest **two** suitable specific materials for the solution you have drawn in part (e) and give reasons for your choice. [4]
- (g) Outline a method that could be used to manufacture **one** part of your solution drawn in part (e). Include the names of the tools used. [6]

- 3 Sometimes household pets must be left alone when the owners are away, but still need to be fed.



Design a device that will automatically dispense a set portion of dry pet food at regular times of the day. The device must allow the pet easy access to the food.

- (a) List **four** additional points about the function of such a device that you consider to be important. [4]
- (b) Use sketches and notes to show **two** methods of dispensing a set portion of dry pet food. [4]
- (c) Develop and sketch **three** separate ideas for the device that will automatically dispense dry pet food. [12]
- (d) Evaluate your three ideas. Choose **one** idea to develop further and justify your choice. [8]
- (e) Draw, using a method of your own choice, a full solution to the design problem. Include construction details and important dimensions. [12]
- (f) Suggest **two** suitable specific materials for the solution you have drawn in part (e) and give reasons for your choice. [4]
- (g) Outline a method that could be used to manufacture **one** part of your solution drawn in part (e). Include the names of the tools used. [6]

Permission to reproduce items where third-party owned material protected by copyright is included has been sought and cleared where possible. Every reasonable effort has been made by the publisher (UCLES) to trace copyright holders, but if any items requiring clearance have unwittingly been included, the publisher will be pleased to make amends at the earliest possible opportunity.

To avoid the issue of disclosure of answer-related information to candidates, all copyright acknowledgements are reproduced online in the Cambridge Assessment International Education Copyright Acknowledgements Booklet. This is produced for each series of examinations and is freely available to download at [www.cambridgeinternational.org](http://www.cambridgeinternational.org) after the live examination series.

Cambridge Assessment International Education is part of Cambridge Assessment. Cambridge Assessment is the brand name of the University of Cambridge Local Examinations Syndicate (UCLES), which is a department of the University of Cambridge.