



UNIVERSITY OF CAMBRIDGE INTERNATIONAL EXAMINATIONS  
International General Certificate of Secondary Education

CANDIDATE NAME

CENTRE NUMBER

CANDIDATE NUMBER

\* 7 7 7 0 0 2 0 4 7 1 \*

**ENGLISH AS A SECOND LANGUAGE** **0510/21**  
Paper 2 Reading and Writing (Extended) **May/June 2012**  
**2 hours**

Candidates answer on the Question Paper.  
No Additional Materials are required.

**READ THESE INSTRUCTIONS FIRST**

Write your Centre number, candidate number and name on all the work you hand in.  
Write in dark blue or black pen.  
Do not use staples, paper clips, highlighters, glue or correction fluid.  
**DO NOT WRITE IN ANY BARCODES.**

Answer **all** questions.  
Dictionaries are **not** allowed.

At the end of the examination, fasten all your work securely together.  
The number of marks is given in brackets [ ] at the end of each question or part question.

For Examiner's Use	
Exercise 1	
Exercise 2	
Exercise 3	
Exercise 4	
Exercise 5	
Exercise 6	
Exercise 7	
<b>Total</b>	

This document consists of **15** printed pages and **1** blank page.

**Exercise 1**

Read the following article about a new “flying” experience in Dubai, and then answer the questions on the opposite page.

# SKYDIVING WITHOUT A PLANE

If you are looking for an activity that will give you thrills and excitement in the air without a plane, try Skydive Dubai. It is a fantastic indoor skydiving facility located in Mirdif City Centre and gives visitors the experience of flying as high as 12 metres above the ground. For the skydiver, it feels like flying but you don't have to jump out of a plane. A machine blows huge amounts of air into a vertical wind tunnel and this keeps the diver floating throughout the whole experience.

## IT'S SO POPULAR...

The indoor skydiving facility was an immediate success from the start and has continued to attract an average of 200 to 250 visitors each day. It even has 1,200 online fans. The company plans to increase the number of instructors so that even more visitors can enjoy the excitement of the experience.

## COMMUNICATION WITHOUT WORDS

Before starting the experience, skydivers have to put on the right clothing, which includes a flying suit, a helmet, glasses to protect the eyes, and earplugs. The divers also receive a lesson on two important details – what hand signals to use and the correct body positions.

Skydive's chief instructor says, “We give instructions to the skydivers with hand signals because we are not able to talk to them.”

Family and friends who come to watch find this very amusing.

## SAFETY IS IMPORTANT

During the dive, the instructor checks the body


position of the diver, who has to try to balance his weight and fly on his own. The whole experience is carefully controlled and safety is very important. But the real aim of the instructors is to make everybody fly. Even beginners can safely fly a couple of metres off the ground by the end of the first session. More experienced skydivers can learn to perform acrobatic movements and even fly in groups.

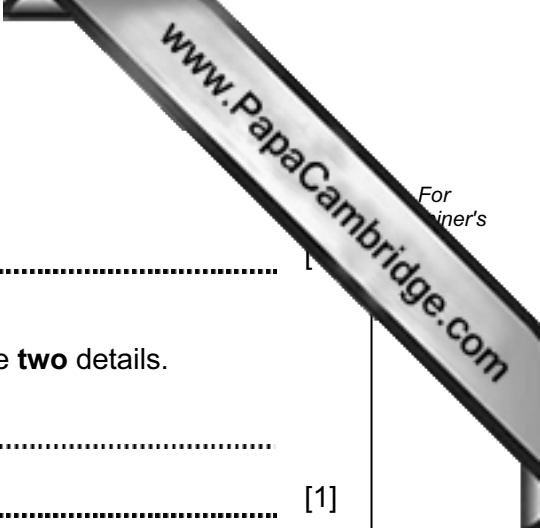
Both children and adults have been eager to try indoor skydiving. As the chief instructor says, “It's a family experience. You don't have to be especially fit to do this. Anyone from the age of three to one hundred can take part. Everybody's dream is to fly. We make that dream come true here at Skydive Dubai!”

## WHAT DOES IT COST?

Prices vary depending on the time that you visit. It costs 165 dirhams for adults and 125 dirhams for children during off-peak hours from Sunday to Thursday. It costs 195 dirhams for adults and 145 dirhams for children on the other two days of the week.

If you would like to see a film of the indoor skydiving experience to decide whether it is just the activity for you, or if you want to book a lesson online, then log on to [www.skydive.com](http://www.skydive.com) and follow the links.





(a) What is the activity on offer at Skydive Dubai?

..... [1]

(b) What evidence is there that Skydive Dubai is successful? Give **two** details.

.....  
..... [1]

(c) Apart from clothing and equipment, what do skydivers receive before the experience?

..... [1]

(d) Why do instructors have to communicate with their hands?

..... [1]

(e) What is the main task of the instructor?

..... [1]

(f) What is the difference between the lessons for the beginners and the more advanced divers? Give **two** details.

.....  
..... [1]

(g) How much does it cost for a child to use the facility on Fridays?

..... [1]

(h) Why should people use the website? Give **two** details.

.....  
..... [1]

[Total: 8]

## Exercise 2

Read the following article about miners trapped underground in Chile, and then answer the questions on the opposite page.

# TRAPPED FOR MONTHS

It is sometimes difficult to believe, but human beings love to co-operate. Of course, we argue and fight at times, but in a crisis we show real ability to work together to overcome difficulties.

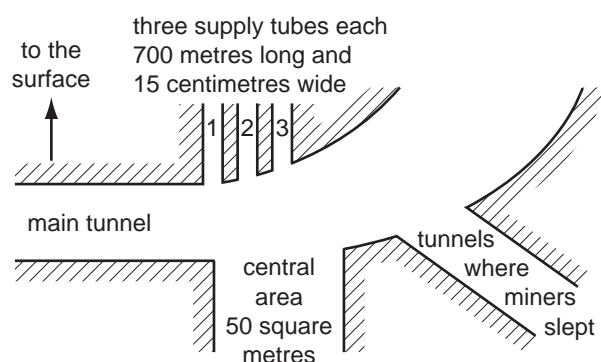
Nowhere was this more evident than in the drama which took place in a mine far below the Atacama Desert in Chile. Beginning on August 5<sup>th</sup>, 2010, 33 miners were trapped for more than two months at 700 metres below the surface. The length of this ordeal exceeded the previous record of 25 days, which a group of Chinese miners endured in 2009.

While the Chilean miners were working, an enormous landslide occurred which trapped them under the ground. For the first 17 days, they survived on a few cans of tuna fish and their own physical and mental strength. The rescuers on the surface used a machine to drill through the rock. Eventually it reached the underground tunnel where the men were sheltering and they attached a note to the drill to say that they were alive.

For the next two months, as media interest grew, the whole world watched, in constant hope that all the miners would be rescued. Psychologists watched to see how human beings survive such stressful conditions and how we react when emergencies occur. As one expert said: "Every form of stress had an impact on those miners. In order to survive mentally, they had to overcome the extreme difficulties of their situation. They were encouraged by experts on the surface to establish a daily routine and to take regular physical exercise."

Rescue workers delivered essential items to the miners using three narrow supply tubes. After three weeks the miners sent to the surface their first video, which showed them without shirts and unshaven. They were soon provided with clean clothes, toothbrushes and razors, and letters from their loved ones. They all wore matching red shirts, which helped to create a feeling of unity and discipline. At first, the miners' food consisted simply of vitamin drinks, but later they were provided with yoghurt, cereal, tea and sandwiches. Finally, their bodies were able to take hot meals like meatballs with rice.

In the early days, it was difficult to know how long the miners would have to remain trapped before they were rescued, but they were kept fully informed. As a psychologist said: "It was essential that they were regularly given all the relevant information. We wanted to avoid the situation where they were ready and expecting to be rescued but then were disappointed at the last moment. This would have been damaging for their mental condition."



Towards the end of their stay underground, they were advised to start planning for their arrival at the surface. Among the books they read was a guide called "Talking to the Media", so that they were well prepared to speak to journalists.

Finally, the rescue tunnel was made wide enough to bring the men to the surface. They were lifted, one by one, in a special capsule, and, on 13<sup>th</sup> October, 2010, the last man was rescued.

(a) When do people work most closely together?

..... [1]

(b) What was previously the longest period that miners had been trapped underground?

..... [1]

(c) How did the miners first make contact with the rescuers?

..... [1]

(d) What were psychologists particularly keen to find out? Give **two** details.

..... [2]  
.....

(e) What made the rescuers decide to send the miners clean clothes and razors?

..... [1]

(f) Why were the men all given the same colour shirts to wear?

..... [1]

(g) How did the food supplied by the rescuers change from the earliest stages to the final stages? Give **two** details.

..... [1]  
.....

(h) According to the diagram, what was the width of each of the supply tubes?

..... [1]

(i) How did the miners prepare for what they would face when they came out of the capsule?

..... [1]

(j) What did the experts believe that the miners needed to do for their physical and mental health? Give **four** details.

..... [4]  
.....  
.....  
.....

[Total: 14]

### Exercise 3

All of the students in Class Ten of the Emilio Lombardi school in Rome, Italy, are working on a Language and Tourism project as part of their IGCSE coursework. Their teacher has issued each student with a worksheet to complete based on research into a town or city in a foreign country. Giuseppe Morelli, a student in Class Ten, has found an article on the internet about an interesting town in France. He was particularly attracted to this town because his father had worked there as an art historian and had done some research on the historic buildings. So Giuseppe decided to complete the form based on the following information:

“The town of Grandcharmant has much to offer tourists and visitors. It is located approximately 40 kilometres south-west of the capital city, Paris, and is surrounded by many hills and lakes. The town itself is situated on a river but it is no longer possible to reach the centre by ferry, which stopped operating a year ago. However, a new bridge for road traffic has been completed and access to the town is now quick and convenient. A new airport will open in two years’ time for the increasing number of tourists who visit the region, especially during the festival. This takes place during the last weekend of July each year.

“Until last year there were only two hotels but recent development has seen the completion of three more, with another one due to be ready next year. In addition, there is accommodation in a small number of apartments, but camping is prohibited at all times. At present, hotel rooms cost between 70 and 110 euros.

“Around the town there are numerous attractions for people who like sightseeing, outdoor activities or just relaxing. In the centre of the town, it is possible to take a guided tour round the 13<sup>th</sup> Century castle, which has superb views of the surrounding countryside. There is also a small art gallery, which has been established in the former home of the famous artist, Michel Leboeuf. A short drive from the town, there is an outdoor activity centre which offers sailing and canoeing.

“The climate in the region is variable. In the winter months you will experience temperatures from 5 to 15 degrees Celsius and in the summer months from 20 to 29 degrees. The weather in winter is normally wet with occasional sunshine, and the summer is generally hot but with cool nights.

“The best time of year to visit is during the festival, when there are processions in the streets and a spectacular firework display, best viewed from the walls of the castle. People come from miles around to enjoy this famous event, so you need to book accommodation at least six months in advance if you want to stay in Grandcharmant at this time.

“If you are a full-time student, you will be interested to know that you can enter all the attractions for half the normal price throughout the year.

“At all times it is best to get in touch with the Tourist Office either by email [gracha@systems.fr](mailto:gracha@systems.fr) or by telephone 28734605 to obtain the latest information.”

**Imagine you are Giuseppe. Fill in the form on the opposite page, using the information above.**

# Travel and Tourism Project

Full name of student: .....

## Town / City Information

### Section A

Name of town / city: .....

Country: .....

Distance from capital city: .....

Description of surrounding area: .....

.....

### Section B

Accommodation facilities: (please tick as many as applicable)

hotels  campsites  apartments  other

Places of interest in the town / city: .....

Temperatures: summer: .....

winter: .....

Transport connections to and from town / city: (please underline)

airport rail road ship/ferry

Best month to visit region: .....

Give reason why: .....

Details for further information about the town / city:

email: ..... phone: .....

### Section C Student comment

In the space below, write **one** sentence of between 12 and 20 words, explaining why you chose this particular town / city for your project.

#### Exercise 4

Read the following article about “dowsing”, the ancient technique for finding water underground, then complete the notes on the opposite page.

## THE MAN WITH THE GIFT OF DOWSING

Discovering the existence of water underground without scientific means or knowledge is one of the world's oldest mysteries.

Instead of using modern equipment, the discoverer – or dowser – holds thin metal rods or just simply a twig from a tree. When the rods cross or the twig moves without any help from the operator, it is considered a sign that water lies beneath the surface of the ground.

Costas Kyriakou, who lives in Cyprus, is a practising dowser, and is convinced that the technique works. He claims that he has never been wrong in discovering water underground. He believes that there are no hidden secrets and says: “It is a gift which a genuine dowser must possess and I believe that I have this gift. My body sends electromagnetic waves which respond to the presence of water.” He cannot wear clothes made of synthetic materials because they immediately make his body itch.

Costas discovered his gift accidentally when he was only 15 years old. A piece of abandoned metal he had picked up suddenly went wild in his hands. When he was about the same age, he found water underground in the fields near his village.

With a lifetime of experience, he can now tell the quantity of the water in an underground area. Because of the high costs involved in searching for water, this is an important factor for companies when deciding whether it is worth drilling a test hole to locate it. He can tell the basic quality of the water, for example, how pure it is and whether it contains any salt. He can also distinguish water from other liquids, such as oil, for instance. He demonstrated this by showing how differently his instruments behaved when placed over the buried tanks of a petrol station in comparison to a water well. He is even able to discover how deep the water is underground and can trace the direction in which it is flowing.

As Costas became more experienced, he changed the tools that he used. He soon decided to throw away the standard “L” shaped copper or tin rods, and replaced them with a single rod with a loop at either end. He uses this with one hand, in the same way as he uses a twig or any small piece of wood.

Costas also noticed that the rod and the twig only helped in discovering water that was near the surface. To go really deep, he uses a kind of pendulum, a weight, preferably made of bronze, that simply hangs by a piece of string. It is an amazing sight to watch a heavy object like that defying the law of gravity, at first swinging from side to side like a proper pendulum and then spinning round without any help or interference from the human handling it.

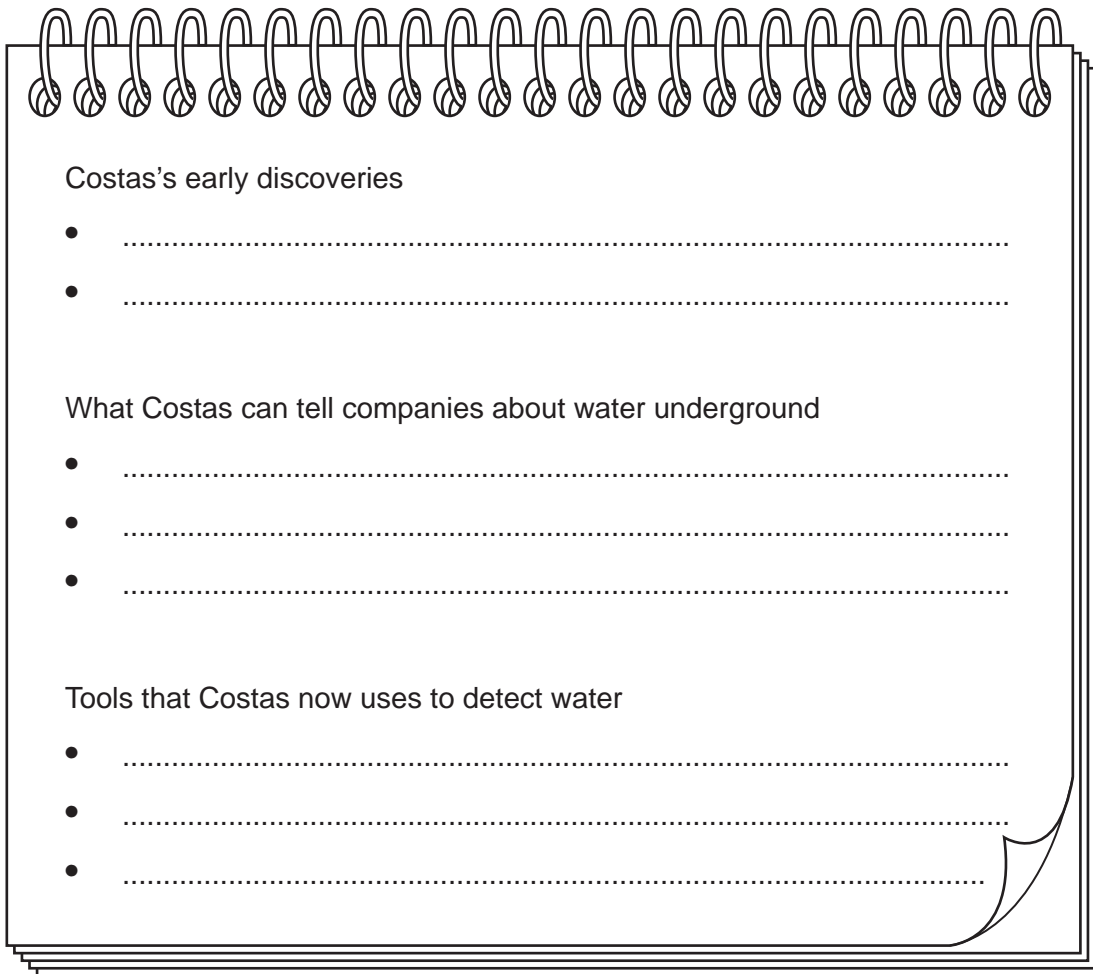
If an ordinary person tries to do the same test over a particular spot which is known to contain water, nothing happens. The pendulum remains hanging with no movement. But if Costas touches you with his hands as you hold it, you can feel the string immediately become charged with energy – like an electric current.

Dowsing is a popular activity in countries like Cyprus, where water is sometimes in short supply. However, in many other northern European countries, where water is plentiful, dowsing is mainly used to detect other things, such as metal objects, underground.



You are going to give a presentation to your school's Science Club about the sub-  
dowsing. Prepare some notes to use as the basis for your talk.

Make your notes under each heading.



Costas's early discoveries

- .....
- .....

What Costas can tell companies about water underground

- .....
- .....
- .....

Tools that Costas now uses to detect water

- .....
- .....
- .....

[Total: 8]

## Exercise 5

Read the following article about Manisha Kaur, a female boxer in Manipur, India, who has established a boxing academy for young people. **On the opposite page, write a summary about difficulties teenagers face in Manipur AND how Manisha is a role model for them.**

**Your summary should be about 100 words (and no more than 120 words). You should use your own words as far as possible.**

You will receive up to 6 marks for the content of your summary, and up to 4 marks for the style and accuracy of your language.

# The School of Hard Knocks



The sun had hardly begun to rise behind the hills, and already a group of young boxers from the boxing academy were practising by punching the early morning air. Dressed in red and black tracksuits, the teenage boys and girls were skipping and moving with great focus and determination.

Soon they were all out of breath with their efforts. During a short break, a fourteen-year-old girl said: "We used to play football in the village, but now I like boxing. I want to be like Manisha Kaur."

Manisha Kaur is the name that these young people mention all the time. One of the world's most successful female boxers, Manisha set up this academy in the state of Manipur several years ago with the simple wish of helping young people in this region. They have very few opportunities to achieve success in life in their home area and one of the main reasons is the high rate of unemployment.

Manisha started the academy with her own money but now she receives help from different organisations. The academy provides accommodation and coaching to around fifteen young people. They pay very little to attend or maybe even nothing at all. Manisha says: "At the academy I try to provide them with equipment, but most importantly I want to help out by giving them the feeling of a family relationship, which many of them do not have. This is so important to young people, as they often feel isolated from the rest of the community."

Manisha's own boxing achievements are exceptional. In addition to the many national titles that she has collected, she has won the world women's boxing championship five times and the Asian championship on two occasions. She was a member of the group

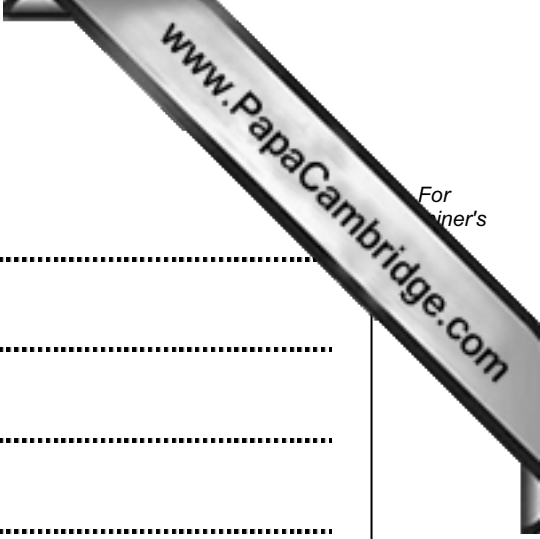
that persuaded the Olympic authorities to include women's boxing for the first time in the 2012 Olympic Games in London.

Yet Manisha's life is not simply about winning medals. In addition to her success inside the boxing ring, she is just as important as a role model and inspiration in many other ways. The story of her success and of how she overcame her own personal problems is truly exceptional. She is an example to the young people through her strength of character, something which she has inherited from the women of the state of Manipur. Recently, for example, it has been the women who have led campaigns to try and improve life in the area for all the citizens. Like these women, Manisha is admired by the young people for her defiance and forcefulness.

Like most of the young people at the academy, Manisha came from a very simple background. Hard work as much as real talent was the reason for her success. She was totally dedicated and trained twice as hard as anyone else. All of these characteristics are what make Manisha a heroine in the eyes of the young people who live and train at her academy.

Fourteen-year-old Sheila Sapna came from a remote village and will be staying at the academy for a year. She said that she was impressed by the fact that Manisha had been so successful and she wanted to be like her. "Women here can withstand anything," she says. "Not just the physical aspects, but also the mental pressure, too."

Manisha's husband adds: "This academy is like a lifeline to young people. Our aim here is to raise the spirits and improve the opportunities available to them."



.....

.....

.....

.....

.....

.....

.....

.....

.....

.....

.....

.....

.....

.....

.....

.....

.....

.....

.....

.....

.....

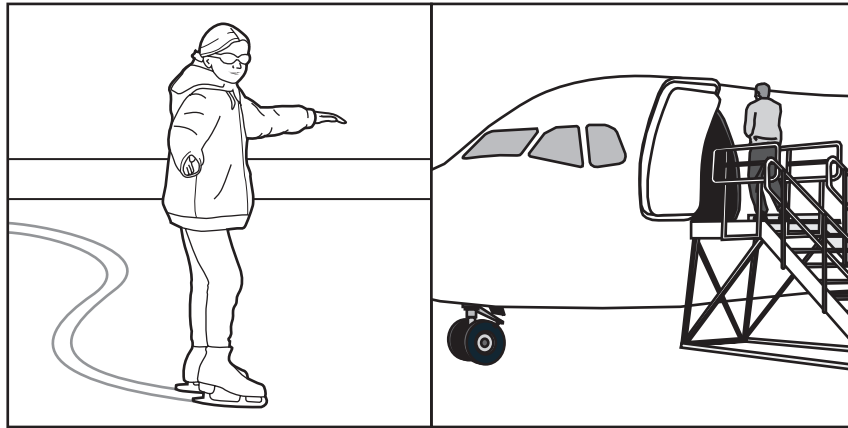
.....

.....

.....

.....

[Total: 10]

**Exercise 6**

**People say there is a first time for everything. Recently you did something for the first time in your life.**

**You decide to write a letter about your new experience to a friend.**

**In your letter you should:**

- say what gave you the idea to do it;
- describe what you did for the first time;
- explain why you would or would not like to repeat the experience.

The pictures above may give you some ideas, but you are free to use any ideas of your own.

**Your letter should be between 150 and 200 words long. Do not write an address.**

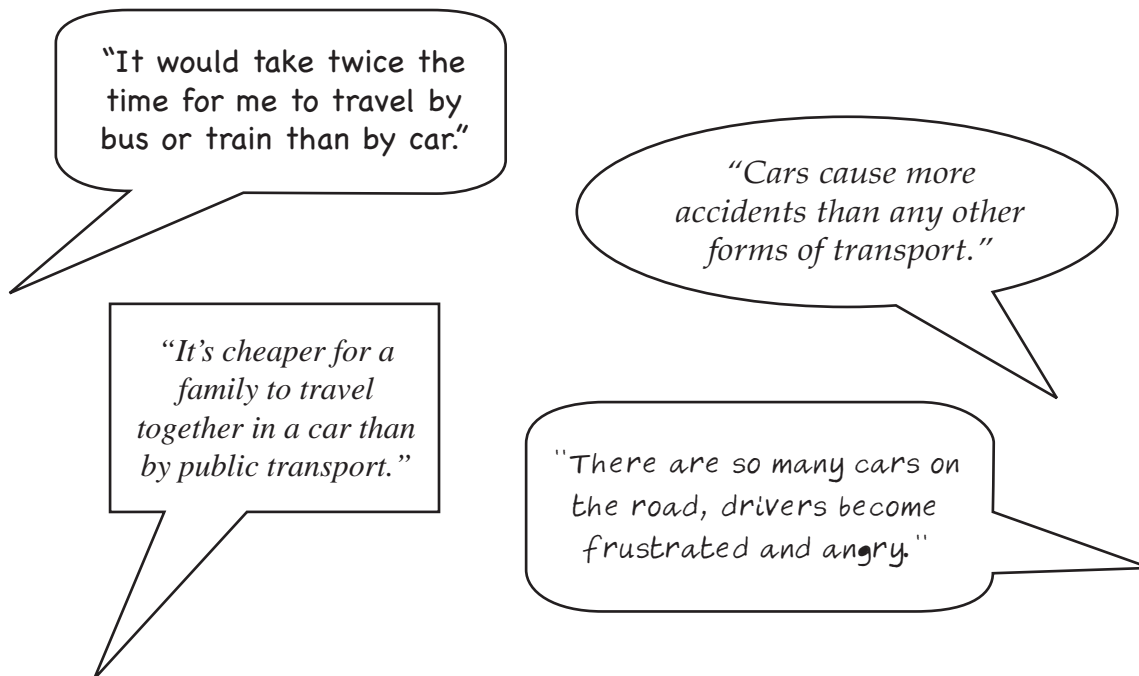
You will receive up to 9 marks for the content of your letter, and up to 9 marks for the style and accuracy of your language.



**Exercise 7**

Your school year group is doing a project on the advantages and disadvantages of the different means of transport.

Here are some comments from your friends on the subject.

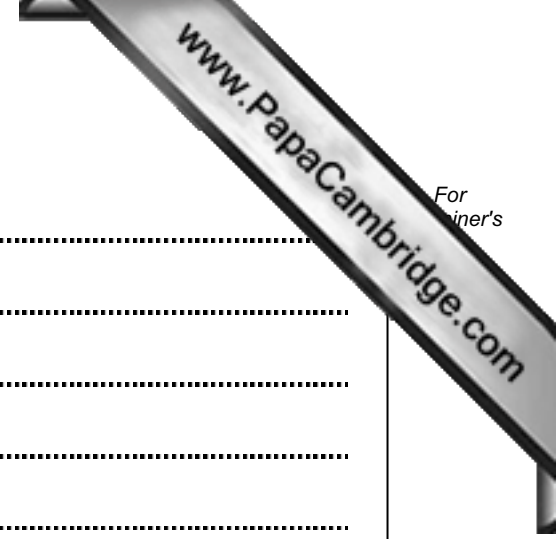


**Write an article for the project giving your views about the issue.**

**Your article should be between 150 and 200 words long.**

The comments above may give you some ideas but you are free to use any ideas of your own.

You will receive up to 9 marks for the content of your article, and up to 9 marks for the style and accuracy of your language.



A series of horizontal dashed lines spanning most of the page, intended for writing an answer.

