
GEOGRAPHY

0460/01

Paper 1 Geographical themes

For Examination from 2016

SPECIMEN INSERT

1 hour 45 minutes

READ THESE INSTRUCTIONS FIRST

This Insert contains Photographs A, B and C for Question 2, Photograph D for Question 3 and Figs 8A and 8B for Question 5.

This document consists of **5** printed pages and **1** blank page.

Photograph A for Question 2



www.PapaCambridge.com

Photograph B for Question 2



Photograph C for Question 2



Photograph D for Question 3



Fig. 8A for Question 5

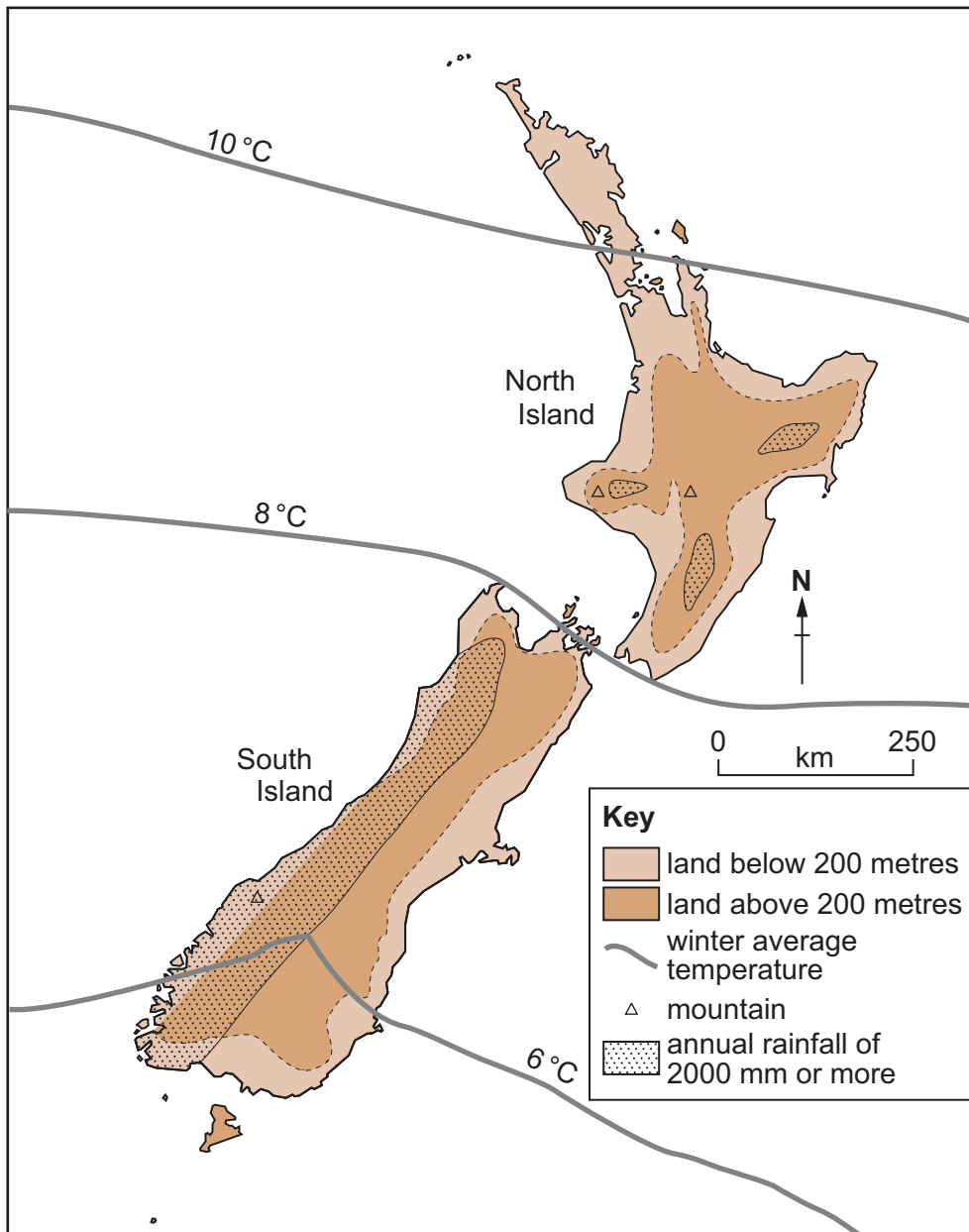
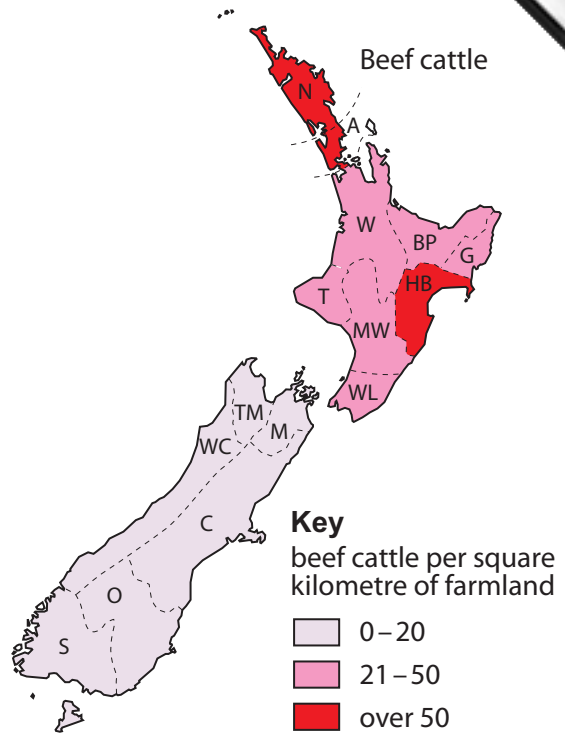
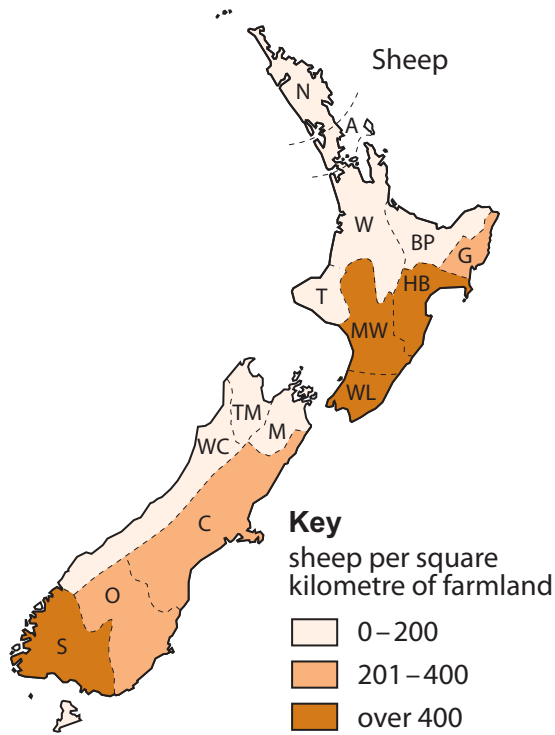
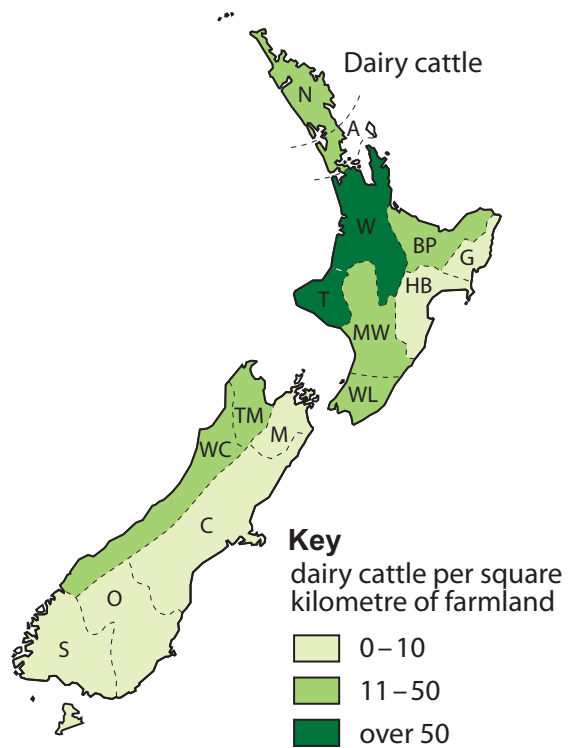


Fig. 8B for Question 5



Key to regions
Region
Northland (N)
Auckland (A)
Waikato (W)
Bay of Plenty (BP)
Gisbourne (G)
Hawke's Bay (HB)
Taranaki (T)
Manawatu-Wanganui (MW)
Wellington (WL)
Tasman (TM)
Marlborough (M)
West Coast (WC)
Canterbury (C)
Otago (O)
Southland (S)



Copyright Acknowledgements

Question 2 Photograph A S. Sibley © UCLES
Question 2 Photograph B S. Sibley © UCLES
Question 2 Photograph C S. Sibley © UCLES
Question 2 Photograph D S. Sibley © UCLES
Question 6 Figure 11 © www.terradaaily.com 7 September 2006

Permission to reproduce items where third-party owned material protected by copyright is included has been sought and cleared where possible. Every reasonable effort has been made by the publisher (UCLES) to trace copyright holders, but if any items requiring clearance have unwittingly been included, the publisher will be pleased to make amends at the earliest possible opportunity.

Cambridge International Examinations is part of the Cambridge Assessment Group. Cambridge Assessment is the brand name of University of Cambridge Local