

**MARK SCHEME for the October/November 2010 question paper
for the guidance of teachers**

**0417 INFORMATION AND COMMUNICATION
TECHNOLOGY**

0417/02

Paper 2 (Practical Test A), maximum raw mark 80

This mark scheme is published as an aid to teachers and candidates, to indicate the requirements of the examination. It shows the basis on which Examiners were instructed to award marks. It does not indicate the details of the discussions that took place at an Examiners' meeting before marking began, which would have considered the acceptability of alternative answers.

Mark schemes must be read in conjunction with the question papers and the report on the examination.

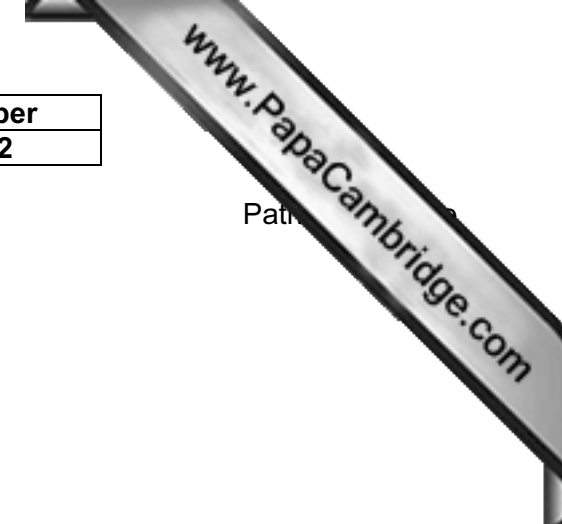
- CIE will not enter into discussions or correspondence in connection with these mark schemes.

CIE is publishing the mark schemes for the October/November 2010 question papers for most IGCSE, GCE Advanced Level and Advanced Subsidiary Level syllabuses and some Ordinary Level syllabuses.

Page 2	Mark Scheme: Teachers' version	Syllabus	Paper
	IGCSE – October/November 2010	0417	02

Candidate name Centre number Candidate number

Pat



Contact list
Address correctly added with name including candidate number 2 marks

Date

Candidate name Centre number Candidate number

Pat

The screenshot shows the Microsoft Access design view for a table named 'N10eks'. The table structure is as follows:

Field Name	Data Type	Description
ID	AutoNumber	
Make	Text	
Model	Text	
Size	Number	
Price	Currency	
Skill Level	Text	
Wind condition	Text	
Use	Text	
Number	Number	
Stock item	Yes/No	

The 'Field Properties' pane for the 'Number' field shows the following settings:

Property	Value
Field Size	Long Integer
New Values	Increment
Indexed	Yes (No Duplicates)
Smart Tags	General
Text Align	General

Data types

Field names identified and used 1 mark

Size numeric 1 dp

Price currency 2 dp

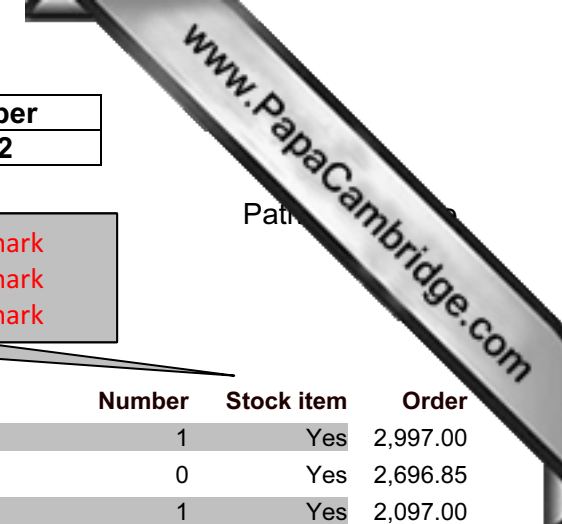
Number Integer 2 marks

(Check on reports)

Stock item yes/no 2 marks

(1 mark if text)

Ignore ID field – or other key fields



Candidate name Centre number Candidate number

Pat

Heading 100% correct 1 mark
 Search on Number <2 and Stock item =Yes 1 mark
 Sort on Make ascending) 1 mark

Kites we need to restock

Make	Model	Size	Price	Skill level	Wind condition	Use	Number	Stock item	Order
Airush	Vapour	16.0	999.00	Beginner	Low	Kite Surf	1	Yes	2,997.00
Airush	Flow	15.0	898.95	Beginner	Low	Kite Surf	0	Yes	2,696.85
Airush	Flow	5.0	699.00	Beginner	High	Kite Surf	1	Yes	2,097.00
Best	Nemesis	12.0	979.00	Beginner	Medium	Kite Surf	1	Yes	2,937.00
Flexifoil	Blurr	3.5	299.00	Intermediate	Medium	Buggy	1	Yes	897.00
Flexifoil	Ion III	16.5	1,138.95	Intermediate	Low	Kite Surf	1	Yes	3,416.85
Flexifoil	Blade IV	6.5	409.00	Experienced	Low	Freestyle Buggy / Land board	1	Yes	1,227.00
Flexifoil	Rage	5	180.00	Beginner	High	Buggy / Land board	1	Yes	540.00
Flysurfer	Speed 2		1,179.00	Intermediate	Medium	Land board	1	Yes	3,537.00
Flysurfer	Pulse 2		699.99	Intermediate	High		Yes	2,099.97	
Flysurfer	Speed 2		979.00	Intermediate	High		Yes	2,937.00	
Ozone				inner	High		Yes	1,443.00	
Ozone				inner	Medium	Land board	1	Yes	689.85
Ozone	Henry IX	15.0	754.95	Experienced	Low	Snow kite	1	Yes	2,264.85
Ozone	Yakuza	2.2	234.95	Experienced	High	Buggy Racing	1	Yes	704.85
Peter Lynn	Hornet	6.0	224.95	Beginner	Low	Buggy / Land board	0	Yes	674.85
Peter Lynn	Hornet	3.0	142.95	Beginner	High	Buggy / Land board	0	Yes	428.85
Slingshot	Turbo 2	9.0	779.00	Intermediate	Medium	Kite Surf	1	Yes	2,337.00

Data entry 3 records 100% ok 3 marks
 Order of fields not important

Order Calculated field Price x 3 2 marks
 Format Order field currency 2dp 1 mark

Name, candidate number, centre number

Data and labels fully visible and report fits on a single page wide 1 mark
 Orientation Landscape 1 mark

Total order value 33,926

Sum Total of Order 2 marks
 Format sum currency 0 dp 1 mark
 Label Total order value 1 mark
 Footer Name on left of page 1 mark

Date

Page 5	Mark Scheme: Teachers' version	Syllabus
	IGCSE – October/November 2010	0417

Candidate name Centre number Candidate number

Path + P

Special offer for kite surfers

Make: Ozone
 Model: Instinct Light
 Size: 5
 Price: 561.00
 Wind condition: High
 Name candidate no
 Centre no

Special offer for kite surfers

Make: Peter Lynn
 Model: Vortex
 Size: 8
 Price: 561.99
 Wind condition: High
 Name candidate no
 Centre no

Special offer for kite surfers

Make: Ozone
 Model: Instinct Light
 Size: 9
 Price: 651.00
 Wind condition: medium
 Name candidate no
 Centre no

Special offer for kite surfers

Make: Slingshot
 Model: Turbo 2
 Size: 9
 Price: 779.00
 Wind condition: Medium
 Name candidate no
 Centre no

Special offer for kite surfers

Make: Slingshot
 Model: Rev
 Size: 11
 Price: 849.00
 Wind condition: Medium
 Name candidate no
 Centre no

Special offer for kite surfers

Make: Ozone
 Model: Instinct Edge
 Size: 11
 Price: 927.00
 Wind condition: Medium
 Name candidate no
 Centre no

Special offer for kite surfers

Make: Best
 Model: H.P Nemesis 13
 Size: 14
 Price: 1069.00
 Wind condition: Medium
 Name candidate no
 Centre no

Special offer for kite surfers

Make: Flexifoil
 Model: Ion III
 Size: 16.5
 Price: 1138.95
 Wind condition: Low
 Name candidate no
 Centre no

Labels 2 side by side (selection produces 8 labels only) 1 mark
Heading 100% correct 1 mark
Search Stock item = Yes and Skill level is not *Beginner* and Use contains *Kite Surf* 3 marks
Sort Ascending Size 1 mark
Data only specified fields 1 mark
 each on new line 1 mark
Field names visible for each field 1 mark
Text Name and numbers at bottom of each label 1 mark

Page 6	Mark Scheme: Teachers' version	Syllabus	Paper
	IGCSE – October/November 2010	0417	02

Candidate name Centre number Candidate number

Path + Filename

Header Automatic file name right 1 mark
 Candidate no. and Centre no. left 1 mark
 Alignment +/- 5mm of / margins

Heading Spelling correct
 36 point sans serif font
 Underlined and right aligned 2 marks

EKS Club News

Report by: name

Subheading
 Spelling correct
 18 point sans serif font
 Italic only, right aligned 2 marks

Power kites have been around for over 30 years. The sport of power kiting has progressed unbelievably in the last 10 years. It is a sport of 2 line kites to the immense popularity of the power kite. We have watched the sport evolve and with it we have brought the top manufacturers of kites in the world. There is no other sport that gives you such an adrenaline rush. Remember the wind is always free!

Page layout changes here 1 mark

mediate kite practice and learning driving skills. We will be much faster than over grass and the surface is very hard if you crash!

Before you use a kite to ride, you need to learn to fly it. A two line kite is easy to learn to fly. One line is attached to each wrist and you pull the left one to make the kite fly to the right. Landing the kite is the right. Landing the kite on the edge of the window ground. you. At fly lower



Our Extreme Sports Centre gives you the opportunity to come and experience the world of kiting from two line kites. Our centre has everything you need to get started, complete, from kites to harnesses. We have equipment hire available. We have now moved to our new home on a disused airfield covering over fifty acres of fields which lie between the old runways.

Image placed here
 Aligned to top of text and to left margin 1 mark
 Resized to 3 cm high 1 mark
 With aspect ratio maintained 1 mark

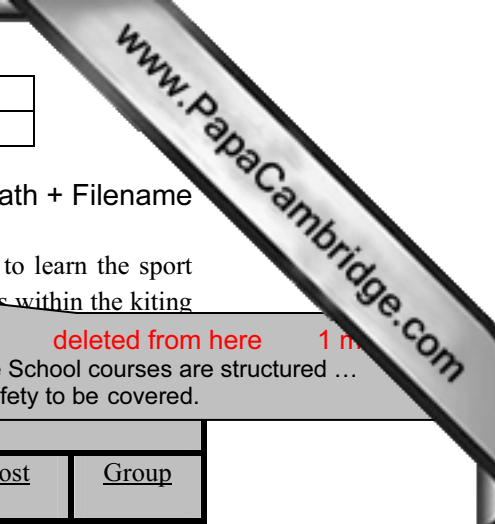
Body text 2 columns with 1 cm spacing 1 mark
 10 point serif font
 single line spacing
 fully justified 2 marks
 Applied to all paragraphs with consistent one line spacing between 1 mark

On the small kites for begin

Document layout
 Page size A4 landscape 2 marks
 Margins all 4 cms 1 mark

kite is needed for surfing, boarding, gliding, etc. The top two lines are the power lines and the bottom two provide the brakes. The lines are connected to a harness. When you pull the lines, the kite will take off and fly. When you let go, it will come down and land. It is important to land the kite without the assistance of a

Footer date right 1 mark
 Page no. centre 1 mark
 aligned to margin +/- 5mm



Candidate name Centre number Candidate number

Path + Filename

fly your kite safely, you can
you in your chosen vehicle.

Numbers applied to correct text 1 mark
No space between numbered items

Our Air academy kite flying centre gives you the chance to learn the sport
from qualified instructors offering the most up to date leads within the kiting
world. Here are some courses that we

Paragraph deleted from here 1 mark
The Power Kite School courses are structured ...
practice and safety to be covered.

We strongly recommend that you take some tuition and that you follow
some basic safety rules:

1. Do not attempt to learn power kiting without training
2. Insure yourself with third party insurance
3. Always wear safety protection (helmet and pads)
4. Never fly near power lines, roads, airports, or trees
5. Never fly in stormy weather
6. Never fly upwind of a group of people
7. Never over estimate your own ability

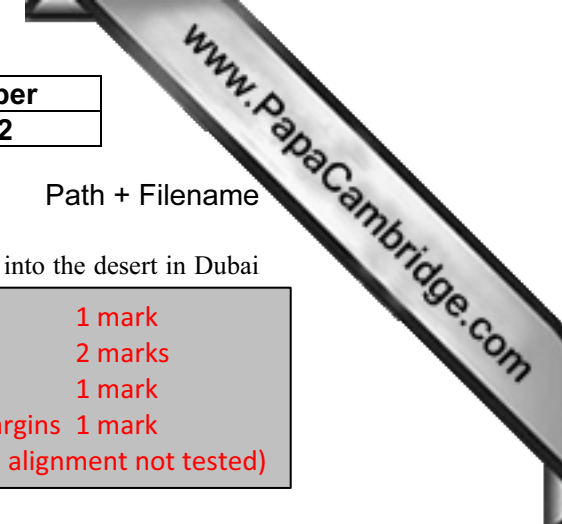
Learn to use your kite				
<u>Course</u>	<u>Level</u>	<u>Duration</u>	<u>Cost</u>	<u>Group</u>
Power kite taster	Beginner	1 hour	15.00	Max 4
Basic driving techniques	Intermediate	1 day	75.00	Max 4
Advanced flying or driving skills	Advanced	3 hours	80.00	1 to 1

If you follow all those rules, you will also maximise your chances to
have a great time flying your kites! We require that you use kite killers
when flying on the club fields. The kite killers are attached to the
wrists to the kite brake lines. If you are flying a kite, you must
set the brakes on and bring the kite down.

Table in correct place within margins 1 mark
5 columns and 5 rows 1 mark
Data entry – 100% accurate and text wrapped with no split words and aligned to top of cell 2 marks
Top 2 rows centre, underlined 2 marks
Top row cells merged 1 mark
Top 2 rows shaded 1 mark
All grid lines showing and about 2 points thick 1 mark

Next to the kite, safety must never be compromised. Ensure you
wear your safety harness and helmet. Always wear your goggles and
of kite safety equipment for the kite sport you are flying. Kite
w Pads and Body Armour are essential for Power kite shop holds all of the kite
manufacturers that will minimise your risk. Always wear your goggles to
protect your eyes! Even in winter the sun can be bright. So wear good sunglasses.
With a small kite, you may soon want a larger kite. There are some small kites suitable for a
beginner. As you progress, you will want a larger kite. There will still be suitable as you progress to
intermediate skills.

One of the most important aspects of kite flying is safety. Recognising surrounding
of the weather conditions is vital. Always check the weather before you
into serious trouble before you realise it. Always wear your safety harness and helmet.
our experiences and teach you when you fly your kites.



Candidate name Centre number Candidate number

Path + Filename

Make	Model	Size	Price
Peter Lynn	Hornet	2.0	114.95
Flexifoil	Rage	1.8	150.00
Ozone	Cult	2.0	178.95
Flexifoil	Rage	2.5	180.00
Ozone	Cult	2.5	204.95

For real adventure take your kite and buggy out into the desert in Dubai

DB extract Placed here 1 mark
 Size<3 and Skill level *Beginner* 2 marks
 Sorted ascending by *Price* 1 mark
 Specified 4 fields visible within margins 1 mark
 Column headings may differ. (Format and alignment not tested)

We have been running, and are planning, a number of kiting holidays for club members. These are for specific sports and in well known locations around the world. For example, last year we led a successful and enjoyable trip to Sharm el Sheikh in Egypt to learn to kite surf. Kite surfing is a three dimensional water sport that has evolved from surfing, skate boarding and power kiting. Being able to pull 25-30 foot jumps combining aerial tricks and board jumps gives power kite the "splash of colour" it truly deserves.

We are also going back to Norway for a snow kite holiday. As snow kiting is becoming more and more popular, more and more people want us to


Here are details of planned trips:

<u>Destination</u>	<u>Country</u>	<u>Sport</u>	<u>Dates</u>
Sharm el Sheikh	Egypt	Kite surf	May 2011
Bergen	Norway	Snow board	Jan 2011
Denver	USA	Para gliding	Sept 2011
Dubai	Emirates	Desert trekking	Oct 2011
Oxford	UK	Kite festival	June 2011

Table

File found 1 mark
 Text inserted in correct place (within margins) 1 mark
 Text displayed as a table 1 mark
 Table format consistent with first table 2 marks (ie font matched, top row shaded, top row text centred and underlined, text wrapped and aligned to top of cell, lines 2–2.5 width).

Page 9	Mark Scheme: Teachers' version	Syllabus	Paper
	IGCSE – October/November 2010	0417	02



Candidate name Centre number Candidate number

Path + Filename

Our Power Kite shop also has all the power kite accessories you could ask for, from power kite Magazines, backpacks, line wax, to kite sport DVDs, specialist kite clothing, wind meters, and kite harnesses. Come and spend some time with us, and find out what power kiting is all about.

No widows / orphans	
No split lists over columns / pages	
No split tables / charts	1 mark
Document complete / paragraphs intact	1 mark

New message		
Address:	design.h@cie.org.uk	1 mark
CC	Sports Manager XXXX	
	Events.eks@cie.org.uk (from address book)	1 mark
Subject line	Draft club news article	1 mark
Message text	Candidate details and	
	Here is the draft news letter you asked me to prepare.	1 mark
Attachment present	document as saved by candidate	1 mark