

CANDIDATE
NAME

| |
|--|
| |
|--|

CENTRE
NUMBER

| | | | | |
|--|--|--|--|--|
| | | | | |
|--|--|--|--|--|

CANDIDATE
NUMBER

| | | | |
|--|--|--|--|
| | | | |
|--|--|--|--|



BANGLADESH STUDIES

7094/02

Paper 2 Environment and Development of Bangladesh

May/June 2014

1 hour 30 minutes

Additional Materials: Insert

READ THESE INSTRUCTIONS FIRST

Write your Centre number, candidate number and name in the boxes above.

Write in dark blue or black pen.

You may use an HB pencil for any sketch maps, diagrams or graphs.

Do not use staples, paper clips, glue or correction fluid.

DO NOT WRITE ON ANY BARCODES.

Write your answer to each question in the space provided.

If additional space is required, you should use the lined page at the end of this booklet. The question number(s) must be clearly shown.

Answer **three** questions.

You are advised to spend about 30 minutes on each question.

The number of marks is given in brackets [] at the end of each question or part question.

The Insert contains Photograph A for Question 2.

The Insert is **not** required by the Examiner.

This document consists of **22** printed pages, **2** blank pages and **1** Insert.



- 1 (a) The rivers of Bangladesh change course often. Explain how rivers change course and form ox-bow lakes. You may use a diagram(s) to explain your answer.

.....

.....

.....

.....

.....

.....

.....

.....

.....

..... [4]

Space for diagram(s)

(b) Study Fig. 1 which shows the number of passengers and the amount of cargo transported by rivers between 1995 and 2010.

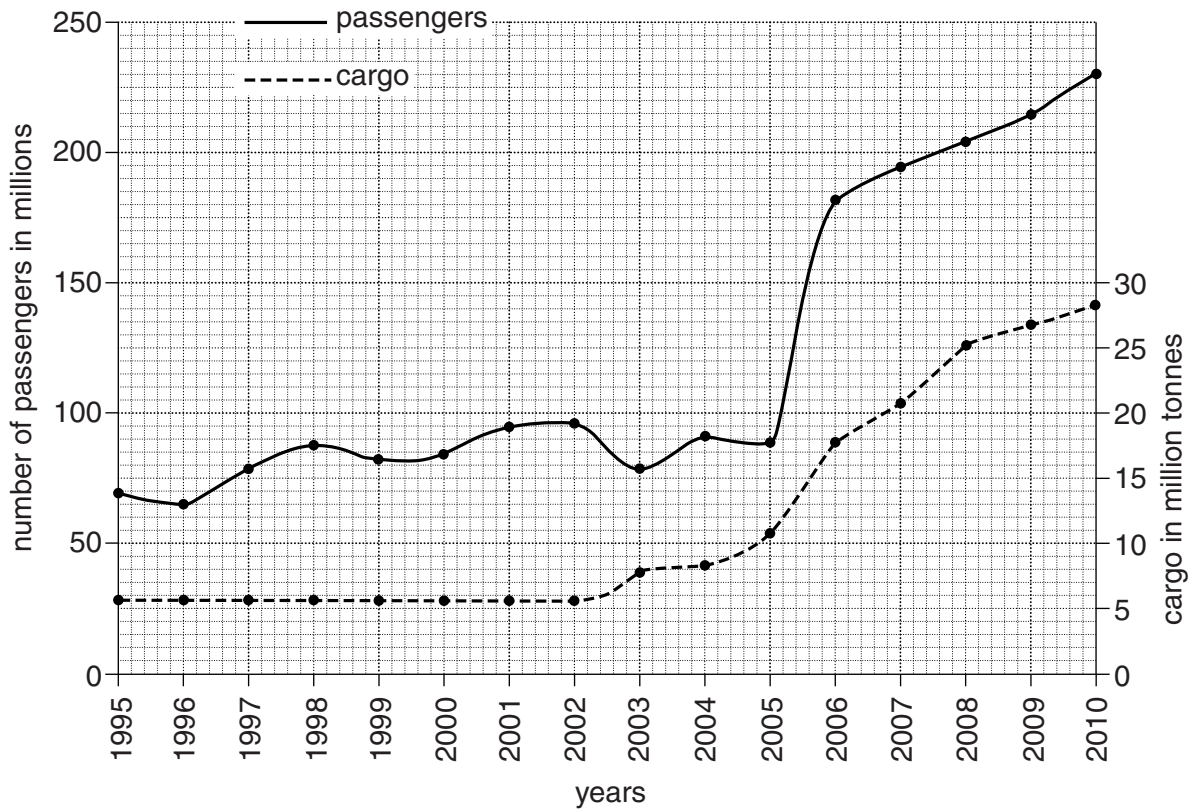


Fig. 1

(i) Describe the changes in passenger numbers between 1995 and 2005.
 [1]

(ii) Between which years did the amount of cargo carried stay the same?
 [1]

(iii) When was the biggest increase in the number of passengers transported by river?
 [1]

(c) Explain why rivers are an important form of transport in Bangladesh.

 [4]

(d) (i) Study Fig. 2 which shows the annual rainfall in Bangladesh.

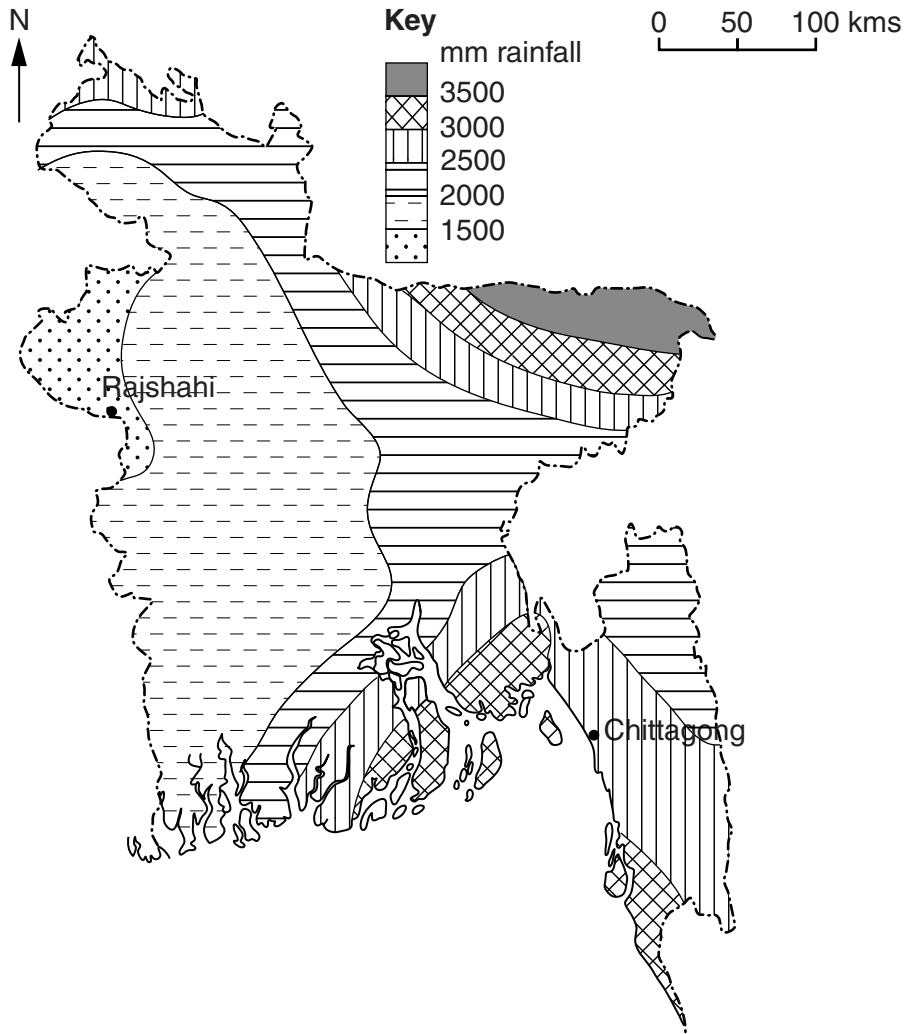


Fig. 2

Describe the distribution of annual rainfall in Bangladesh.

.....

.....

.....

.....

.....

..... [3]

(ii) Study Fig. 3 which shows annual rainfall patterns in Rajshahi and Chittagong.

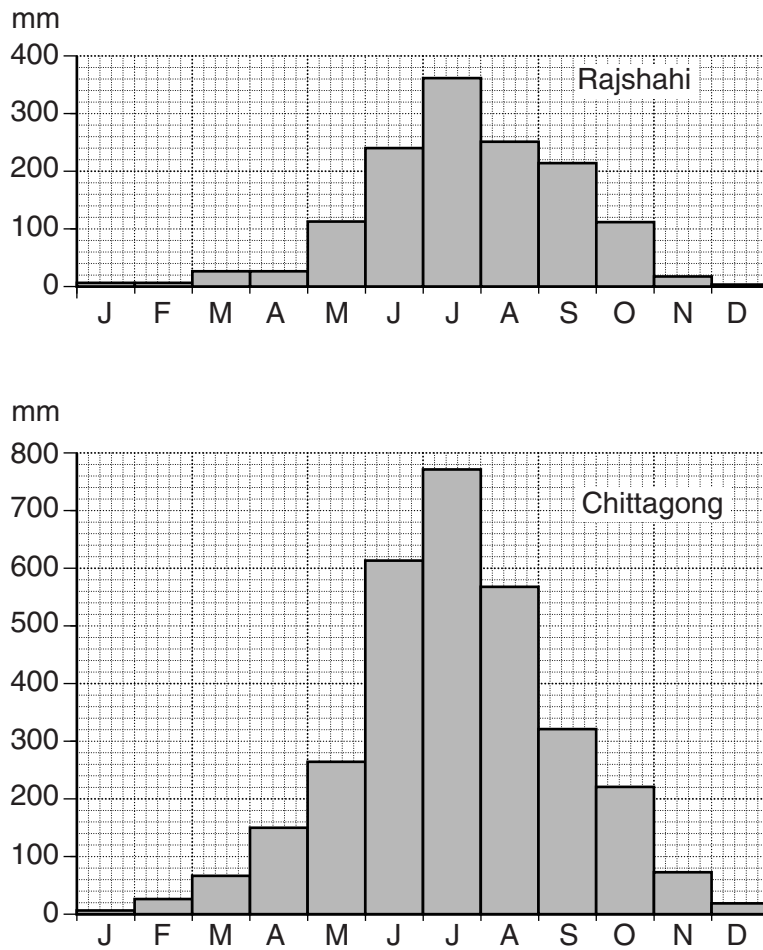


Fig. 3

Using Fig. 3 only, compare the rainfall patterns of Rajshahi and Chittagong.

.....

 [2]

(iii) State when thunderstorm rainfall occurs and explain the causes of this rainfall.

.....

 [4]

(e) Study the two statements below.

A 'Hydro-electric power could greatly improve Bangladesh's electricity supply.'

B 'The scope for increasing the generation of hydro-electric power is very limited in Bangladesh.'

(i) Give **one** piece of evidence which supports statement A.

.....
..... [1]

(ii) Give **one** piece of evidence which supports statement B.

.....
..... [1]

(iii) Which statement do you agree with the most? Give reasons for your answer.

.....
.....
.....
.....
.....
.....
..... [3]

[Total: 25 marks]

- 2 (a) Study Fig. 4, a pie chart which shows the percentage of fish caught in different types of areas. Complete the pie chart for the inland fisheries where aquaculture is practised using the figures below:

ponds and baors: 35%
shrimp farms: 5%

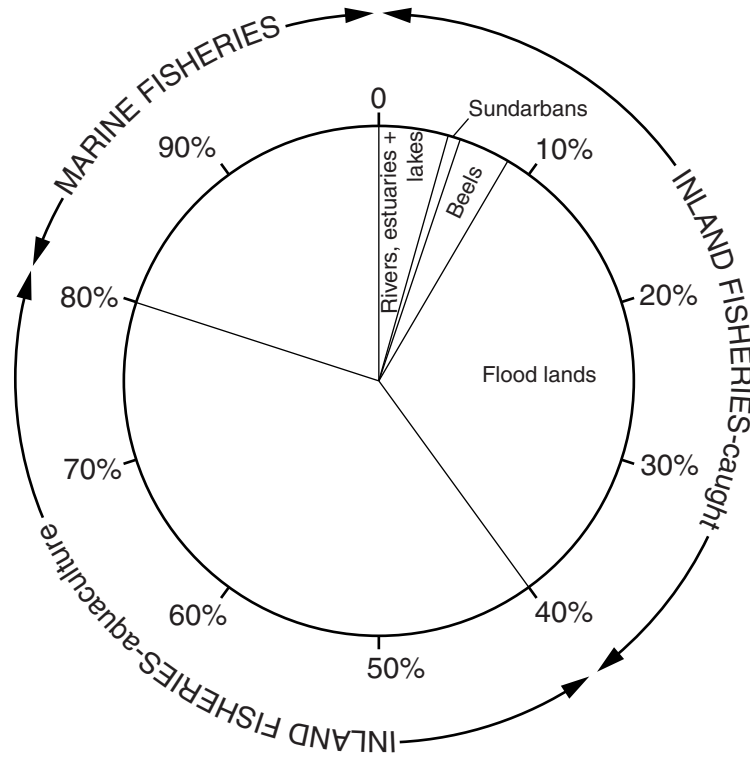


Fig. 4

[2]

- (b) (i) Describe **two** differences between marine and inland fishing.

.....

[2]

- (ii) Describe methods of inland fishing.

.....

[4]

(iii) Why has it been difficult to increase the amount of fish caught in the marine fishing industry?

.....

.....

.....

.....

.....

..... [3]

(c) Study Fig. 5 which shows the distribution of forests in Bangladesh.

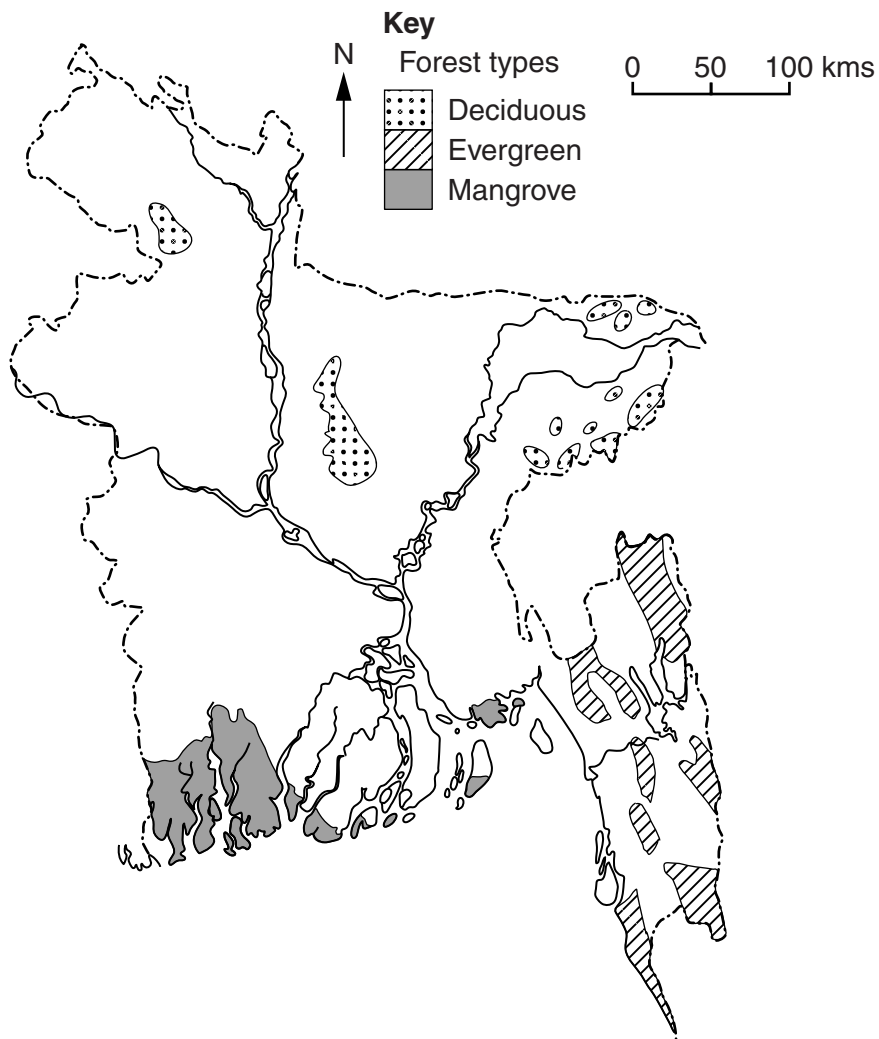


Fig. 5

Describe the distribution of the **three** types of forests.

.....
.....
.....
.....
.....
.....
..... [3]

(d) (i) Study Photograph A (Insert) which shows a mangrove forest in Bangladesh. Describe the trees shown in Photograph A.

.....
.....
.....
.....
.....
..... [3]

(ii) Explain why it is important to conserve the mangrove forests.

.....
.....
.....
.....
.....
..... [3]

(e) Study the two statements below.

A 'Deforestation is unavoidable with the increasing population of Bangladesh.'
B 'It is necessary to maintain the forests of Bangladesh to prevent environmental problems.'

(i) Give **one** piece of evidence which supports statement A.

.....
..... [1]

(ii) Give **one** piece of evidence which supports statement B.

.....
..... [1]

(iii) Which statement do you agree with the most? Give reasons for your answer.

.....

.....

.....

.....

.....

..... [3]

[Total: 25 marks]

- 3 (a) (i) Study Fig. 6 which shows the employment structure and GDP (Gross Domestic Product) per person for three countries. (GDP = average income per person.) Complete the graph for India using the figures below:

agriculture: 50%
 manufacturing industry: 15%
 services: 35%

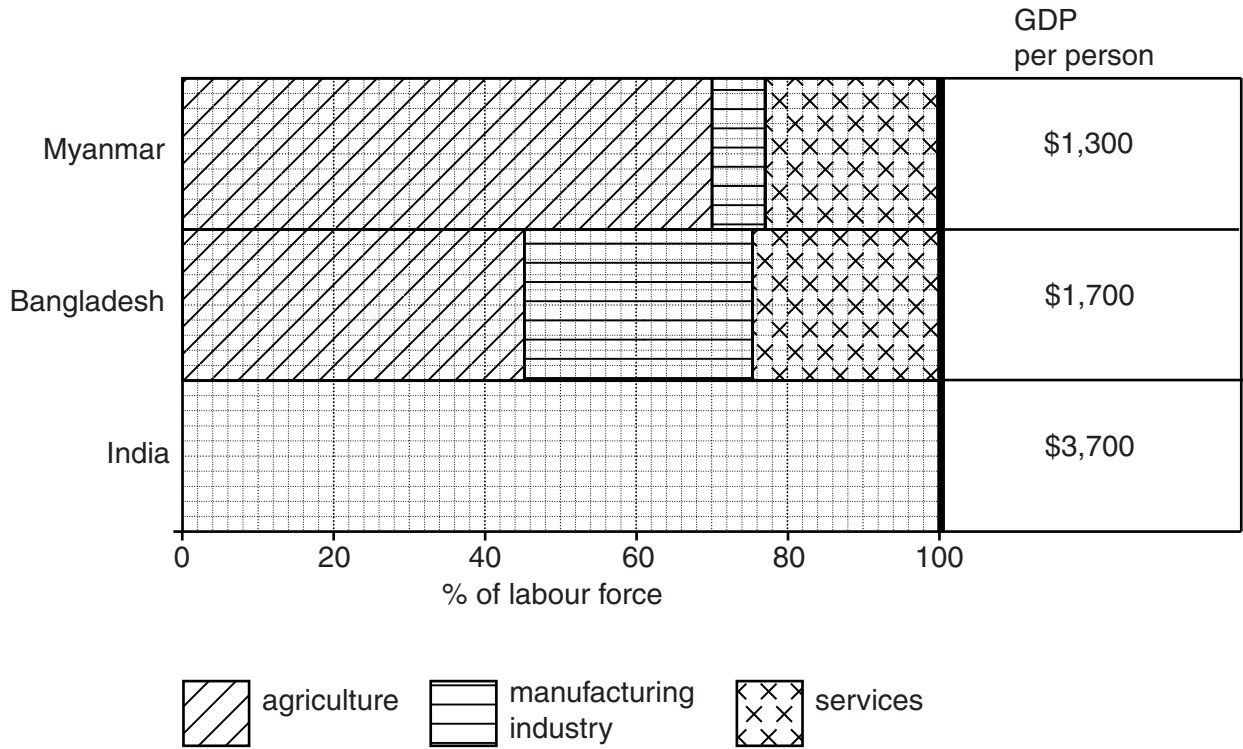


Fig. 6

[3]

- (ii) Using the information from Fig. 6 describe the relationship between employment structure and GDP in the three countries.

.....

.....

.....

.....

.....

.....

..... [3]

(b) (i) Read the following article (Fig. 7) taken from a newspaper in May 2011.

Bangladesh economy growth 'best in decades'

The economy expanded by 6.7% from 2010 to 2011, the fastest since 1973 to 1974. The growth was powered by a growing manufacturing sector and higher crop yields. The garments industry had a 42% export growth, due mainly to the rising cost of labour in China. There were record outputs of wheat and rice due to favourable weather conditions.

To further boost the economy the government is to spend \$1.2 billion improving power generation to ease electricity cuts, which have hindered manufacturing growth for years.

Fig. 7

Using Fig. 7 only, explain why Bangladesh's economy has increased.

.....

.....

.....

..... [2]

(ii) Using your own knowledge, explain why small scale industries, such as the garment industry, have been so successful in Bangladesh.

.....

.....

.....

.....

.....

.....

.....

..... [4]

(iii) Why is a reliable electricity supply necessary for industrial growth?

.....

.....

.....

..... [2]

(c) (i) The money sent back to Bangladesh by international migrants is another reason for the economic growth.
Which countries are the most popular destinations for international migrants from Bangladesh?

.....
.....
.....
..... [2]

(ii) Explain why people migrate to other countries.

.....
.....
.....
.....
.....
.....
.....
..... [4]

(d) Study the two statements below.

A 'More manufacturing industries are needed to improve the economy.'
B 'Increasing the service sector is the best way to improve the economy.'

(i) Give **one** piece of evidence which supports statement A.

.....
..... [1]

(ii) Give **one** piece of evidence which supports statement B.

.....
..... [1]

(iii) Which opinion do you agree with the most? Give reasons for your answer.

.....
.....
.....
.....
..... [3]

[Total: 25 marks]
[Turn over

4 (a) (i) Study Fig. 8 which shows the main growing areas for three cash crops.

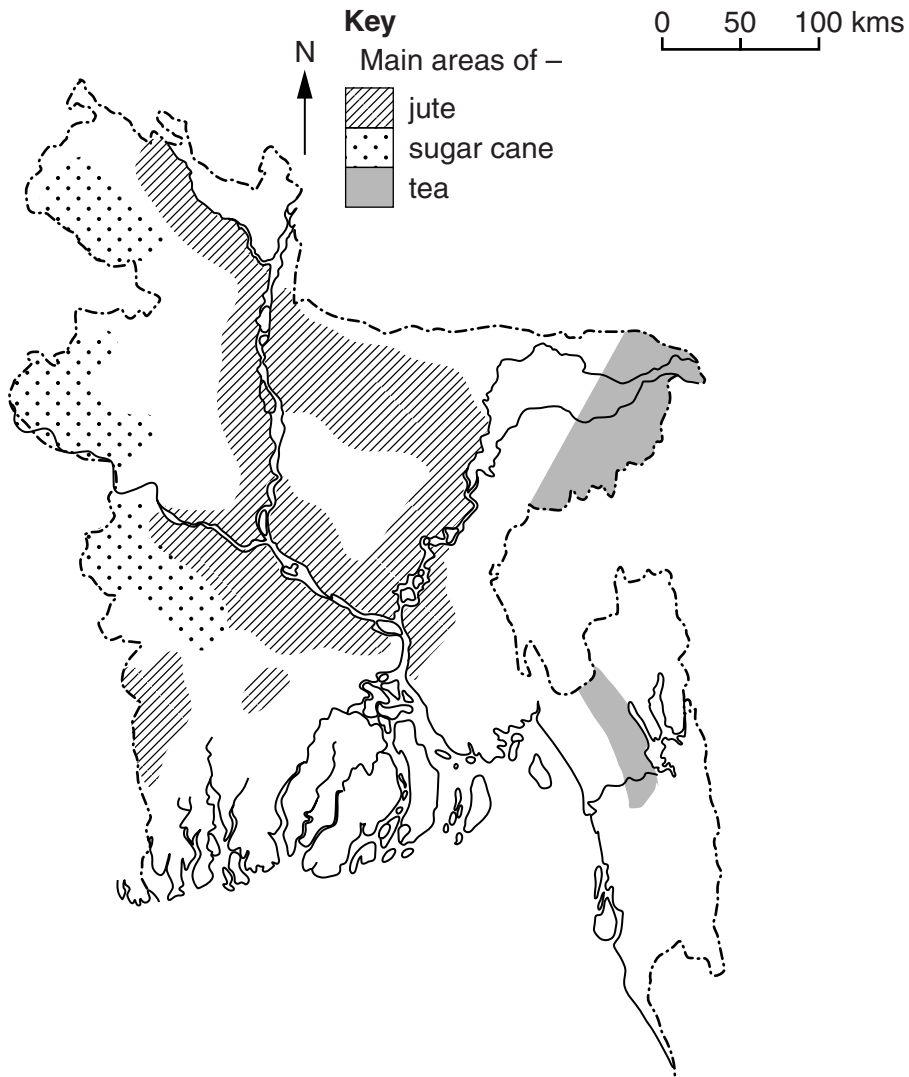


Fig. 8

Describe the distribution of the jute, sugar cane and tea growing areas.

Jute

.....

Sugar cane

.....

Tea

..... [3]

(ii) Why is it important to grow cash crops?

.....

.....

.....

..... [2]

- (b) (i) Study Fig. 9 which shows the percentage change in acreage and the production of three cash crops between 1997 and 2010.

Complete the production graph using the figures below:

sugar cane: -40%
tea: +13%

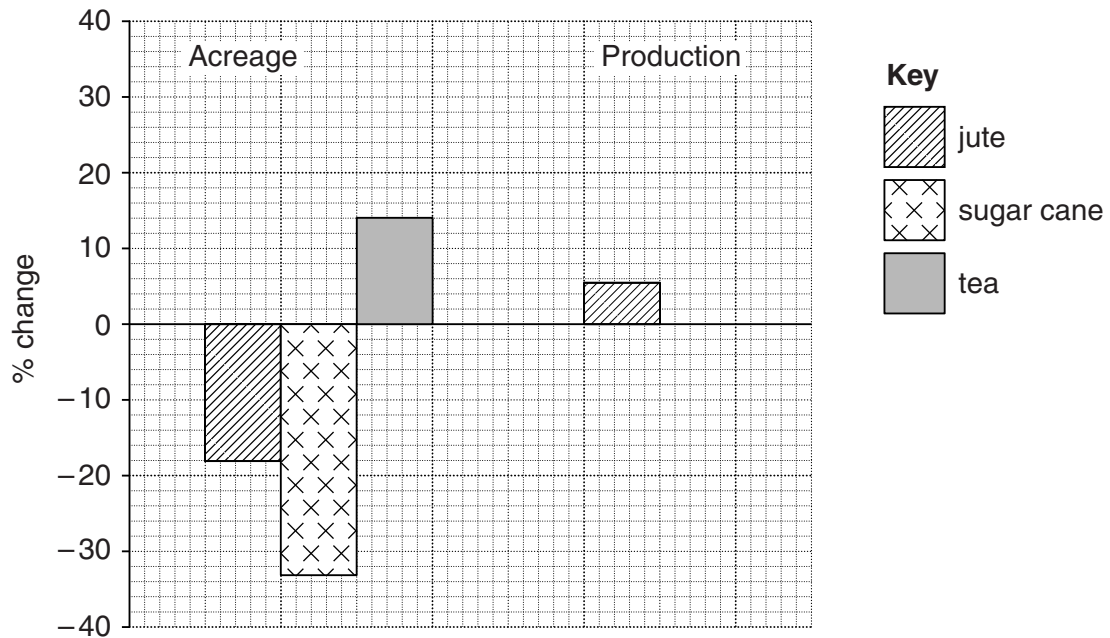


Fig. 9

[2]

- (ii) Explain why it is difficult to increase the production of cash crops such as jute and sugar cane.

.....

.....

.....

.....

.....

.....

.....

.....

.....

..... [4]

- (iii) Name **two** products made from jute.

.....

..... [2]

(c) Read the article, Fig. 10, on Bangladesh’s glass industry.

Bangladesh’s glass industry

Bangladesh has four glass manufacturing factories. An increase in the construction industry has led to a growth in glass production. Silica sand comes from Bangladesh and a trade agreement with Bhutan allows the import of limestone at a cheap rate. There is a large amount of natural gas available in Bangladesh for the industry. After meeting domestic demand, glass is now exported to a number of South Asian countries. However there are still some obstacles to overcome, such as a weak transport system.

Fig. 10

(i) Why has the glass industry in Bangladesh grown?
..... [1]

(ii) Name **two** raw materials needed for the glass industry.
..... [1]

(iii) What provides the power for the glass industry?
..... [1]

(d) What can the State do to encourage industrialisation in Bangladesh?
.....
.....
.....
.....
.....
.....
.....
.....
.....
..... [4]

(e) Study the two statements below.

- A 'Modern techniques are needed in agriculture to increase food production.'
- B 'Modern techniques in agriculture cause too many problems.'

(i) Give **one** piece of evidence which supports statement A.

.....
..... [1]

(ii) Give **one** piece of evidence which supports statement B.

.....
..... [1]

(iii) Which opinion do you agree with the most? Give reasons for your answer.

.....
.....
.....
.....
.....
..... [3]

[Total: 25 marks]

- 5 (a) (i) Study Fig. 11 which shows the birth rate in India, Bangladesh and Pakistan for 1980 and 2010. Complete the graph for Pakistan on Fig. 11 using the figures below:

1980: 43 (per 1000)
 2010: 27 (per 1000)

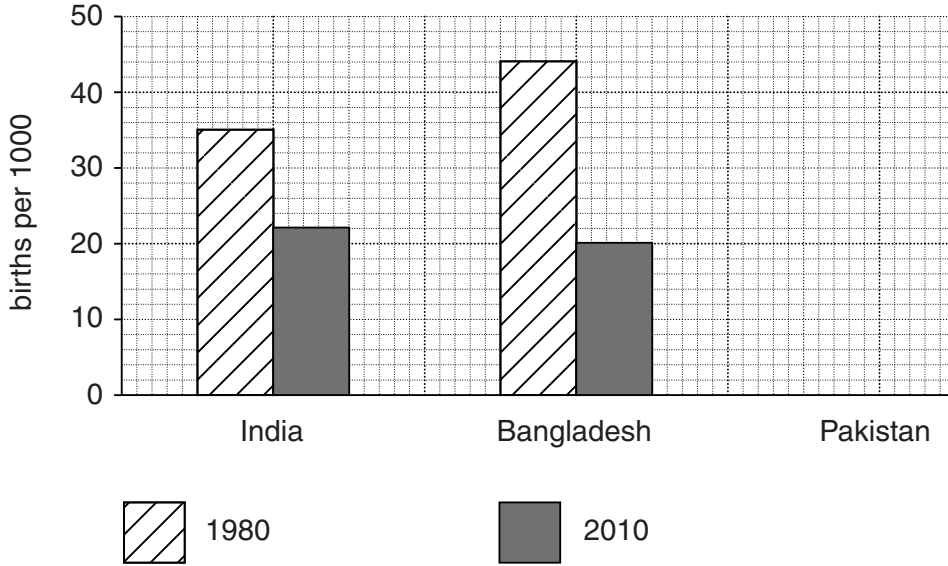


Fig. 11

[2]

- (ii) Compare the changes in birth rate from 1980 to 2010 in Bangladesh with the changes in India and Pakistan.

.....

.....

.....

.....

.....

.....

..... [3]

- (b) (i) What is meant by the term 'infant mortality rate'?

.....

.....

.....

..... [2]

(ii) Study Fig. 12 which shows the infant mortality rate between 1980 and 2010 for Bangladesh, India and Pakistan.

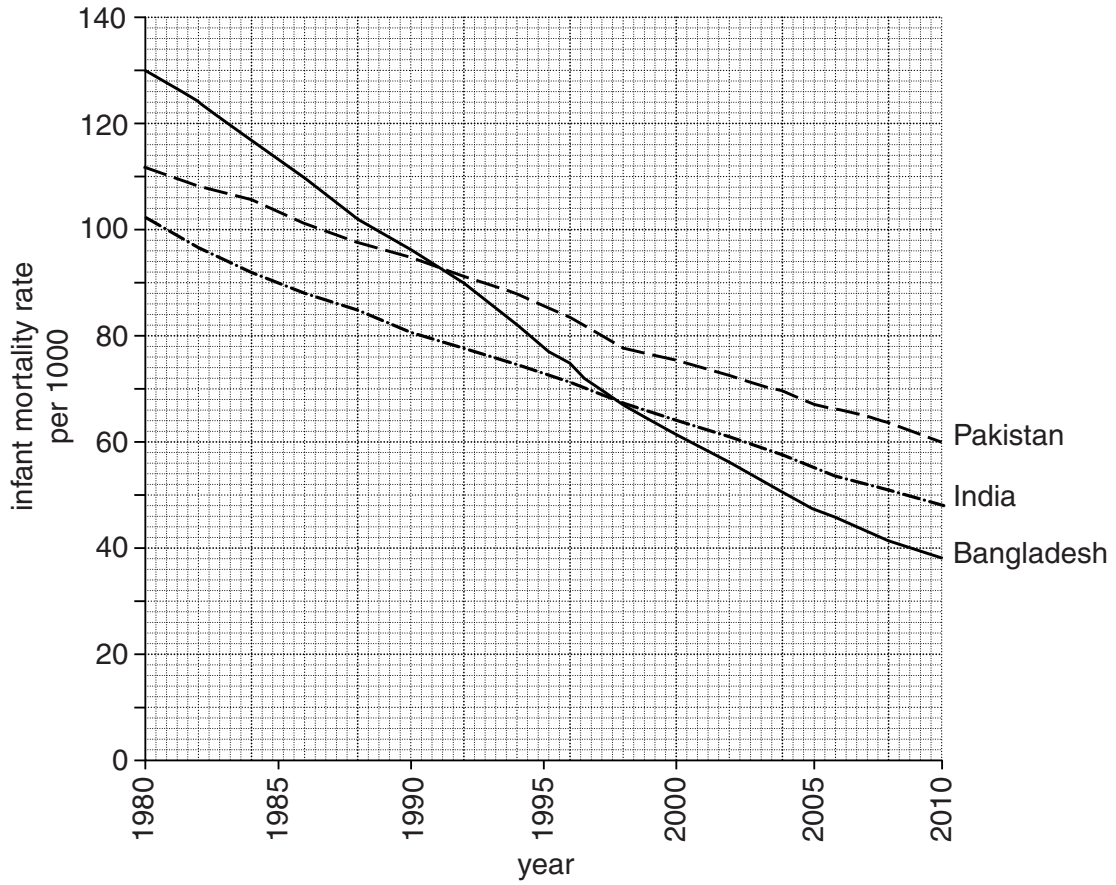


Fig. 12

How has the infant mortality rate for Bangladesh changed in comparison to India and Pakistan between 1980 and 2010?

.....

.....

.....

.....

.....

.....

..... [3]

(iii) Explain how the health care system has brought about the changes in the infant mortality rate and birth rate in Bangladesh.

.....

.....

.....

.....

.....

.....

.....

..... [4]

(c) (i) Explain what is meant by 'a non-governmental organisation (NGO)'.

.....

.....

.....

..... [2]

(ii) Describe the type of work done by NGOs, such as BRAC and Proshika, in Bangladesh.

.....

.....

.....

.....

.....

.....

.....

..... [4]

(d) Study the two statements below.

- A 'The health care system is vital to improving the quality of life of the poor in Bangladesh.'
- B 'Improving nutrition will enhance the quality of life of the poor in Bangladesh.'

(i) Give **one** piece of evidence which supports statement A.

.....
..... [1]

(ii) Give **one** piece of evidence which supports statement B.

.....
..... [1]

(iii) Which opinion do you agree with the most? Give reasons for your answer.

.....
.....
.....
.....
.....
..... [3]

[Total: 25 marks]

BLANK PAGE

Copyright Acknowledgements:

- Question 2(d)(i) Ref: AGHNPG; © Images&Stories/Alamy; *Mangrove forests in Kotka coast of Bangladesh*; www.alamy.com.
Question 3(b)(i) adapted: *Bangladesh economy growth 'best in decades'*; Tribune Company; <http://tribune.com.pk/story/179481/bangladesh-economy-growth-best-in-decades/>.
- Question 4(c) adapted: *Bangladesh Glass industry meets 95pc local demand*; Positive Bangladesh;
<http://positivebangladesh.wordpress.com/2008/06/26/bangladesh-glass-industry-meets-95pc-local-demand/>; 26 June 2008.

Permission to reproduce items where third-party owned material protected by copyright is included has been sought and cleared where possible. Every reasonable effort has been made by the publisher (UCLES) to trace copyright holders, but if any items requiring clearance have unwittingly been included, the publisher will be pleased to make amends at the earliest possible opportunity.

Cambridge International Examinations is part of the Cambridge Assessment Group. Cambridge Assessment is the brand name of University of Cambridge Local Examinations Syndicate (UCLES), which is itself a department of the University of Cambridge.