

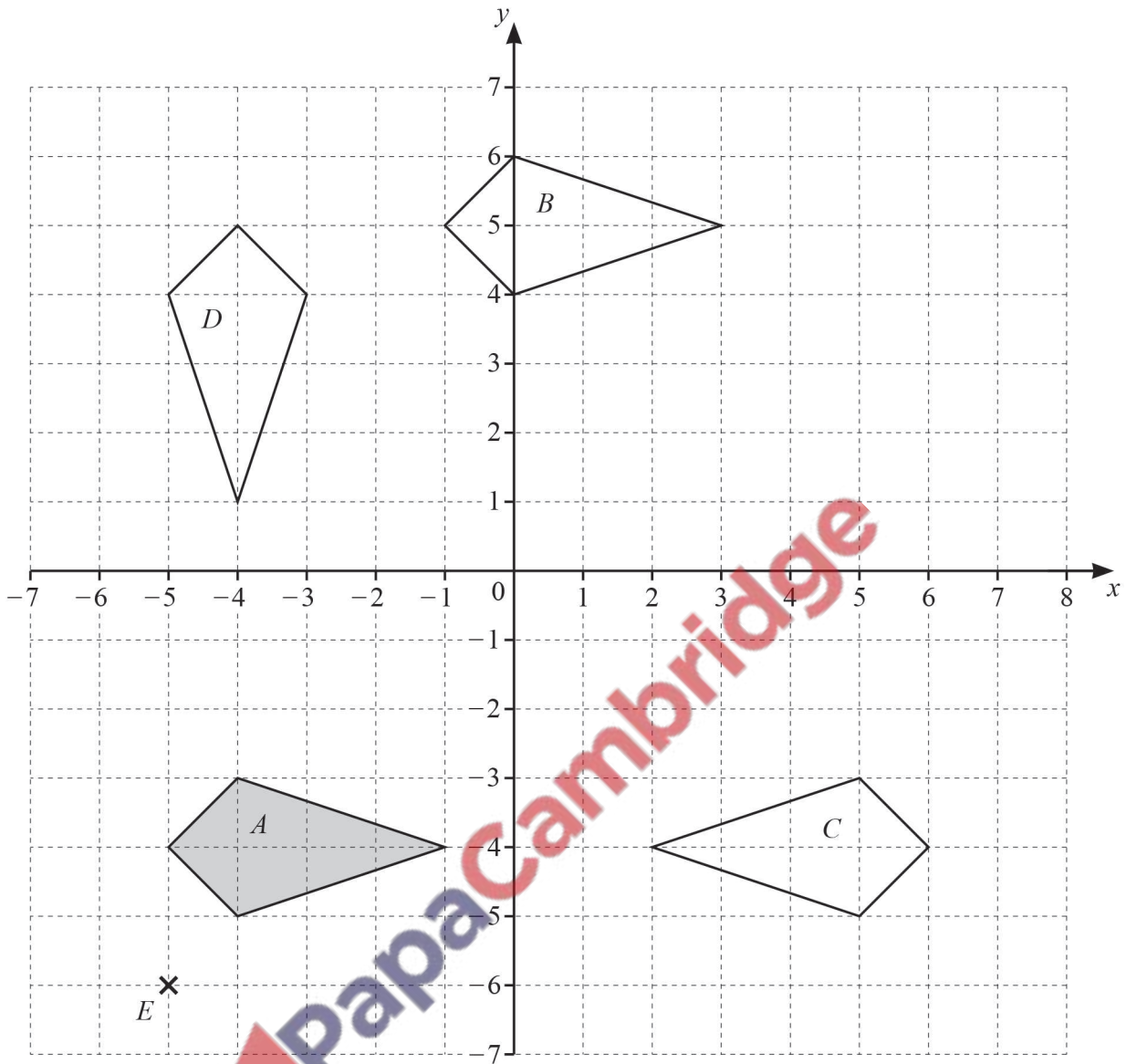


Topical Worksheets for Cambridge O LEVEL Mathematics D (4024)

Transformations

1st edition, for examination until 2025

1 The grid shows a point E and four quadrilaterals, A , B , C and D .



(a) Write down the **mathematical** name of shape A .

..... [1]

(b) Describe fully the **single** transformation that maps

(i) shape A onto shape B ,

.....

..... [2]

(ii) shape *A* onto shape *C*,

.....
 [2]

(iii) shape *A* onto shape *D*.

.....
 [3]

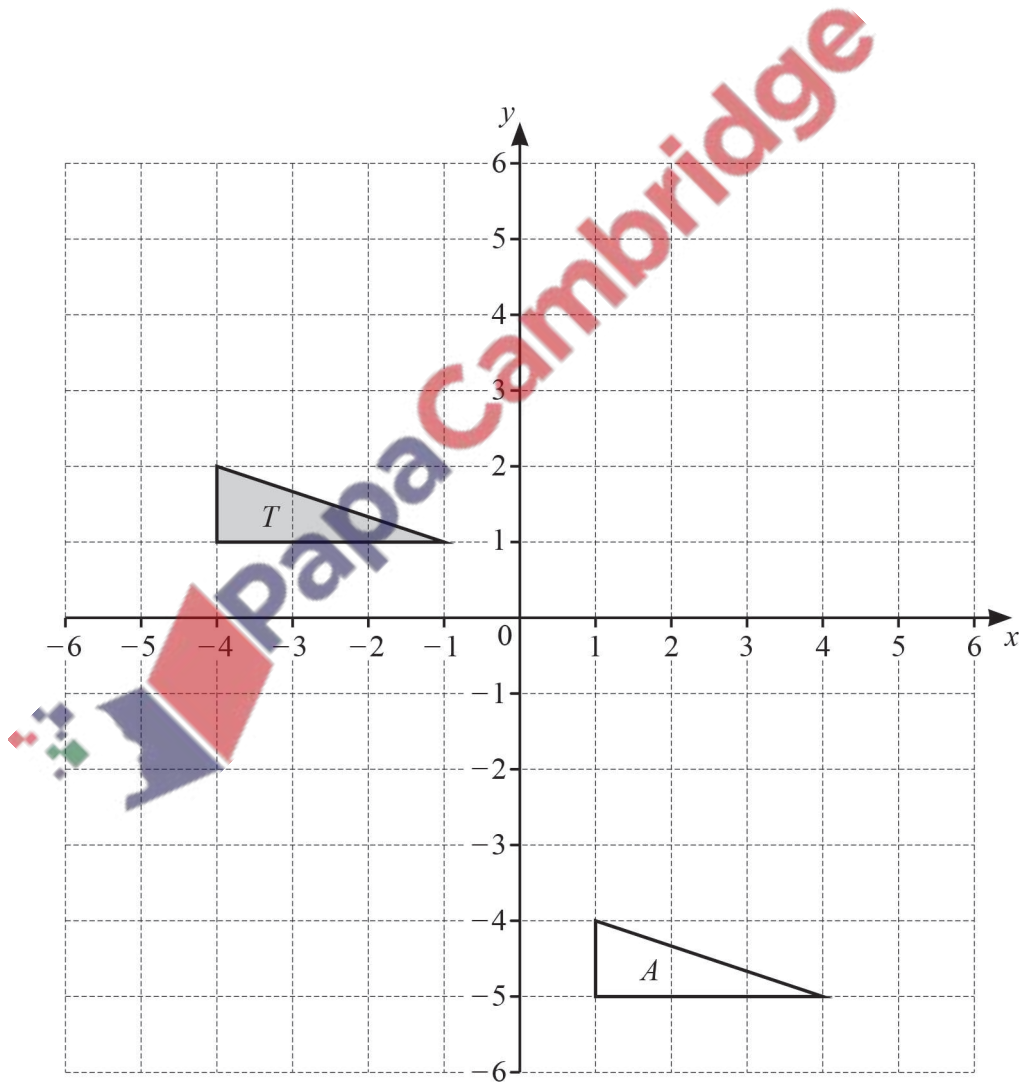
(c) (i) Write down the coordinates of the point *E*.

(..... ,) [1]

(ii) On the grid, draw the image of shape *A* after an enlargement by scale factor 3, centre *E*. [2]

[Total: 11]

2



(a) Draw the image of triangle *T* after a reflection in the line $y = -1$. [2]

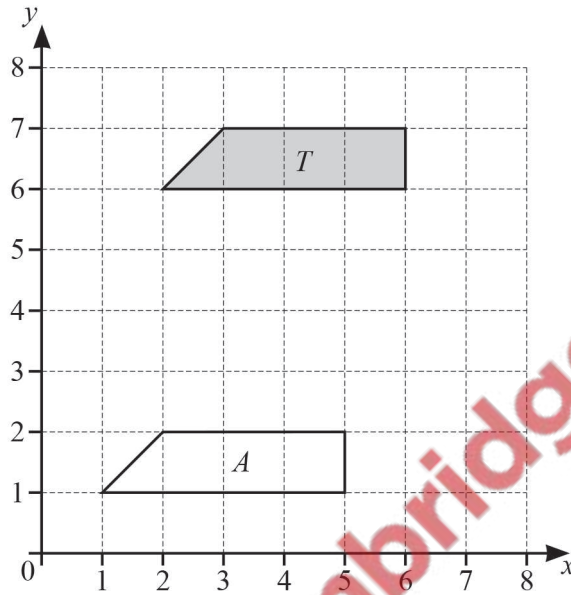
(b) Draw the image of triangle *T* after a rotation through 90° clockwise about $(0, 0)$. [2]

- (c) Describe fully the **single** transformation that maps triangle T onto triangle A .

.....
 [2]

[Total: 6]

3



- (a) Describe fully the **single** transformation that maps shape T onto shape A .

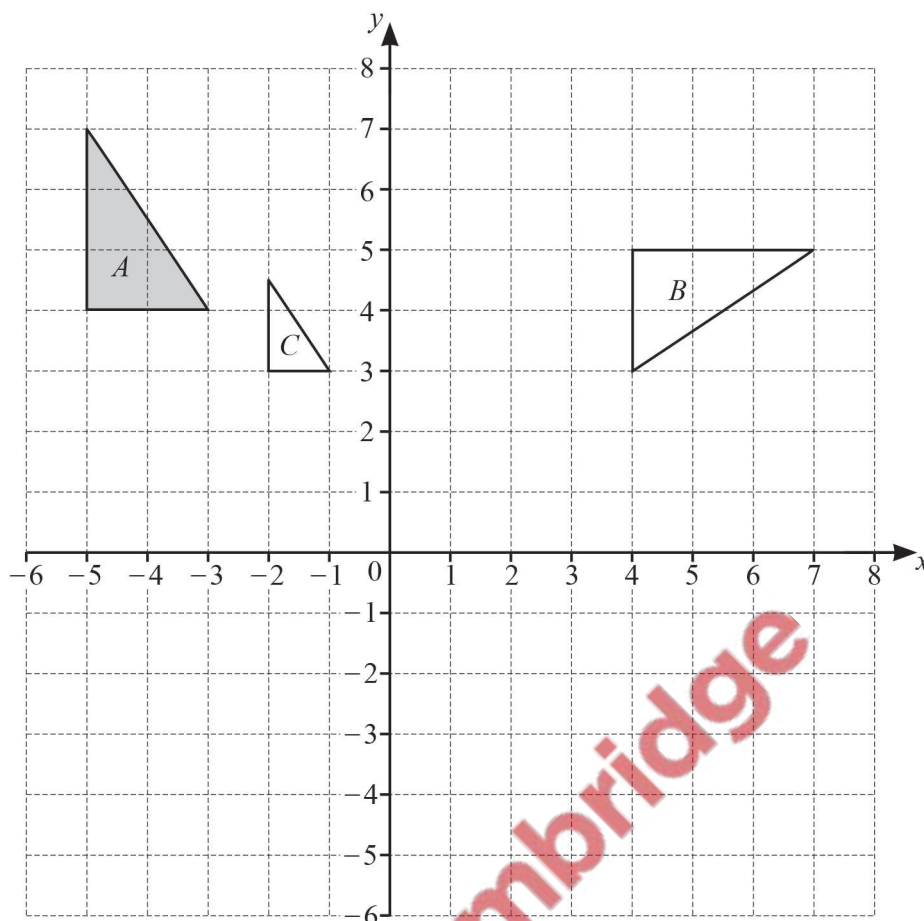
.....
 [2]

- (b) On the grid, reflect shape T in the line $y = x$.

[2]

[Total: 4]

- 4 Triangles A , B and C are shown on the grid.



(a) Describe fully the **single** transformation that maps

(i) triangle *A* onto triangle *B*.

.....
 [3]

(ii) triangle *A* onto triangle *C*.

.....
 [3]

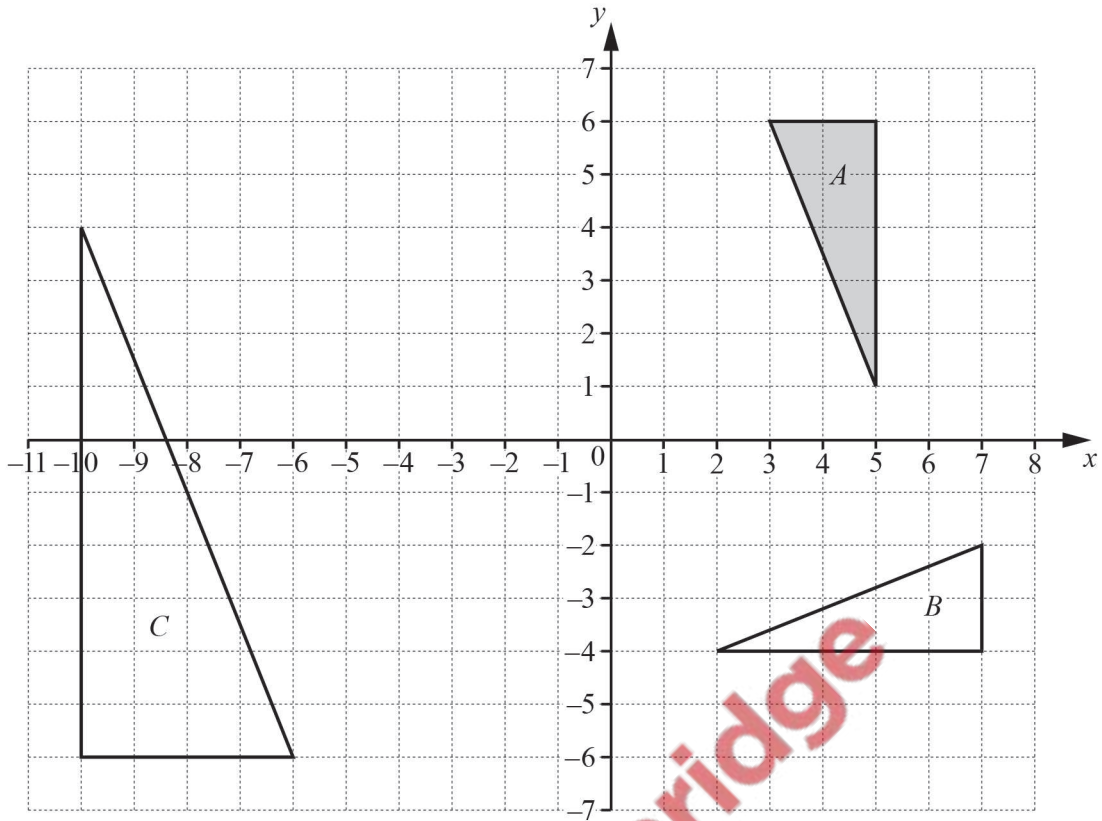
(b) On the grid,

(i) translate triangle *A* by the vector $\begin{pmatrix} 6 \\ -2 \end{pmatrix}$, [2]

(ii) reflect triangle *A* in the line $y = 1$. [2]

[Total: 10]

5



Describe fully the **single** transformation that maps

- (a) triangle *A* onto triangle *B*,

.....

[3]

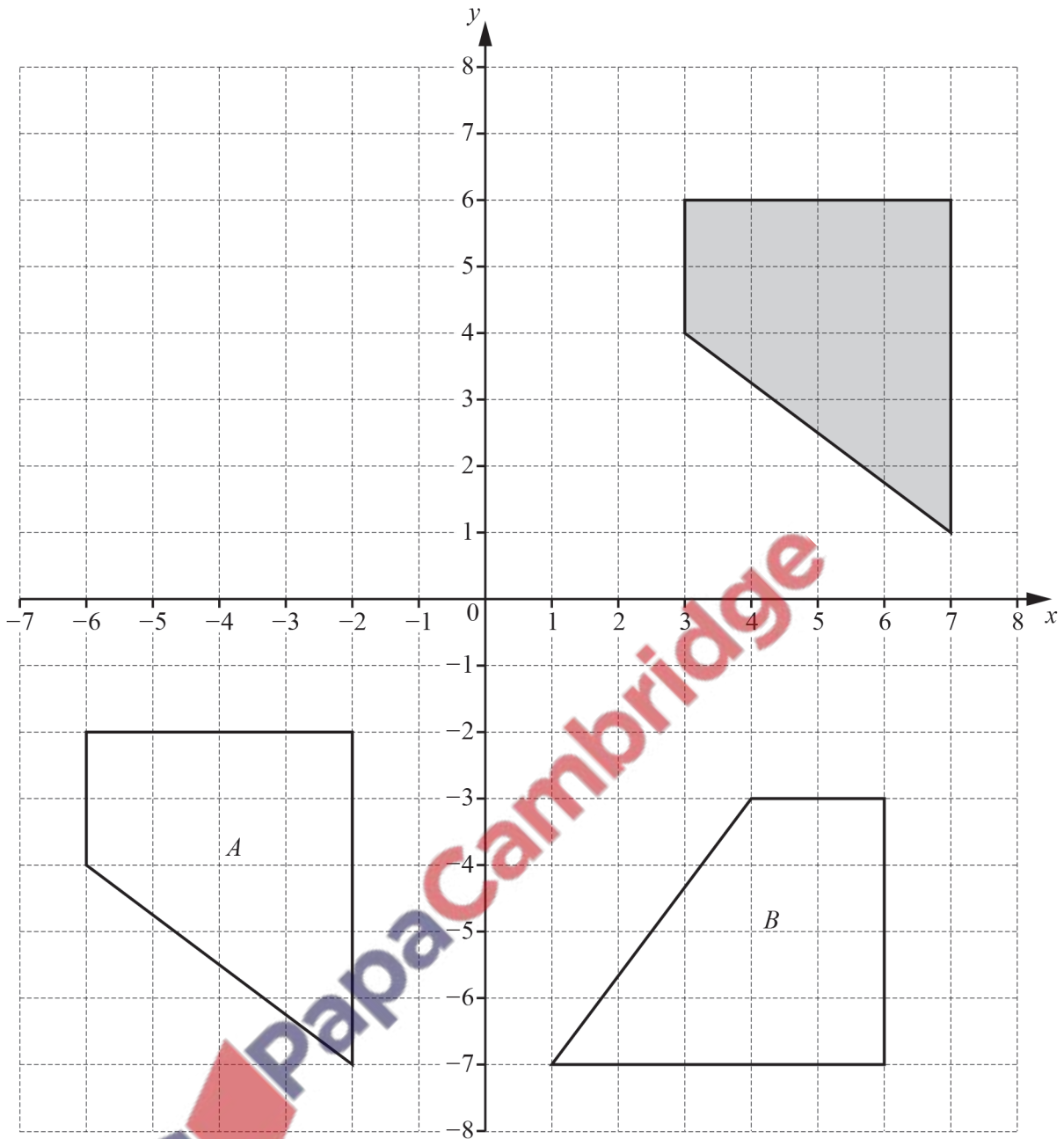
- (b) triangle *A* onto triangle *C*.

.....

[3]

[Total: 6]

- 6 Three quadrilaterals are shown on a 1 cm^2 grid.



(a) Write down the mathematical name of the shaded quadrilateral.

..... [1]

(b) For the shaded quadrilateral

- (i) **measure** the perimeter,

..... cm [1]

- (ii) work out the area.

..... cm² [1]

- (c) Describe fully the **single** transformation that maps the shaded quadrilateral onto

- (i) quadrilateral *A*,

.....
 [2]

- (ii) quadrilateral *B*.

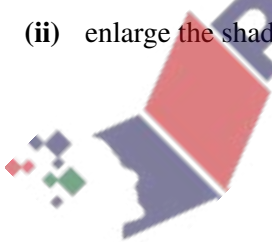
.....
 [3]

- (d) On the grid,

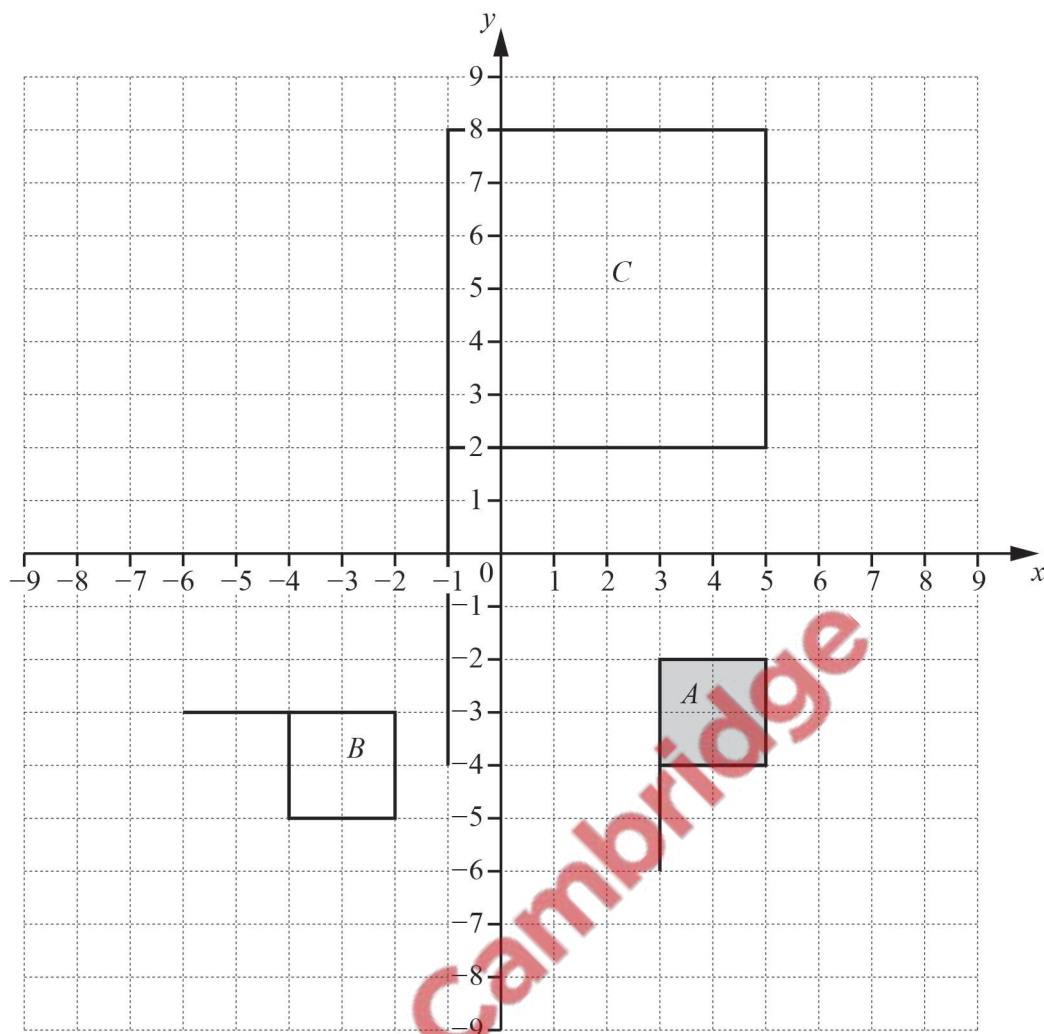
- (i) reflect the shaded quadrilateral in the line $x = 1$, [2]

- (ii) enlarge the shaded quadrilateral by scale factor $\frac{1}{2}$, centre $(-1, 0)$. [2]

[Total: 12]



7



- (a) Describe fully the **single** transformation that maps shape *A* onto shape *B*.

.....
 [3]

- (b) Describe fully the **single** transformation that maps shape *A* onto shape *C*.

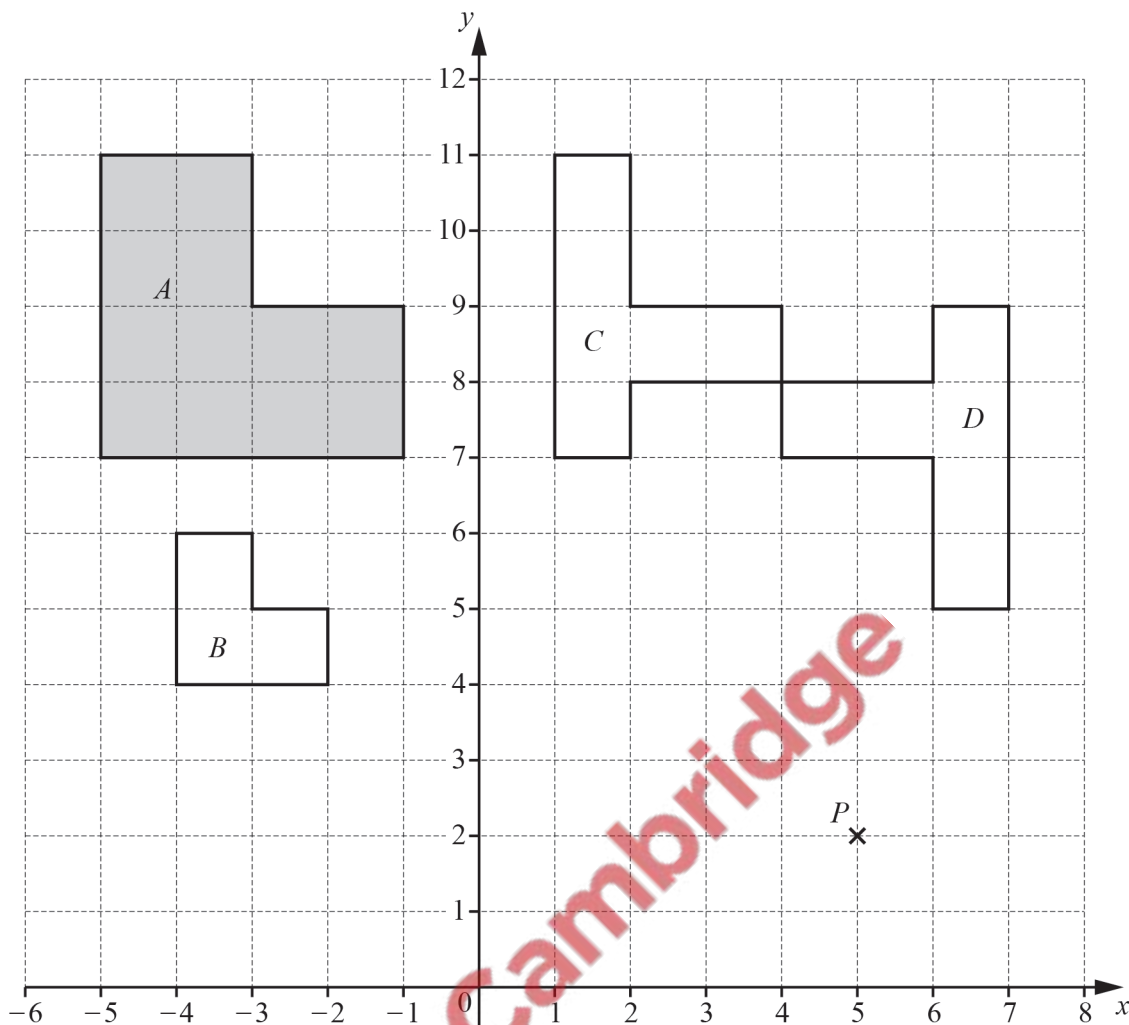
.....
 [3]

- (c) On the grid, draw the image of shape *A* after a translation by the vector $\begin{pmatrix} 3 \\ 1 \end{pmatrix}$. [2]

- (d) On the grid, draw the image of shape *B* after a reflection in the line $y = 1$. [2]

[Total: 10]

- 8 The diagram shows four shapes *A*, *B*, *C* and *D* and a point *P* on a 1 cm^2 grid.



(a) Find

(i) the perimeter of shape A,

..... cm [1]

(ii) the area of shape A.

..... cm² [1]

(b) (i) Write down the co-ordinates of point P.

(..... ,) [1]

(ii) Find the co-ordinates of the image of point P when

A P is reflected in the y -axis,

(..... ,) [1]

B P is reflected in the line $y = 6$.

(..... ,) [2]

(iii) Find the vector that translates point P to the point $(49, -12)$.

$\begin{pmatrix} \\ \end{pmatrix}$ [2]

(c) Describe fully the **single** transformation that maps

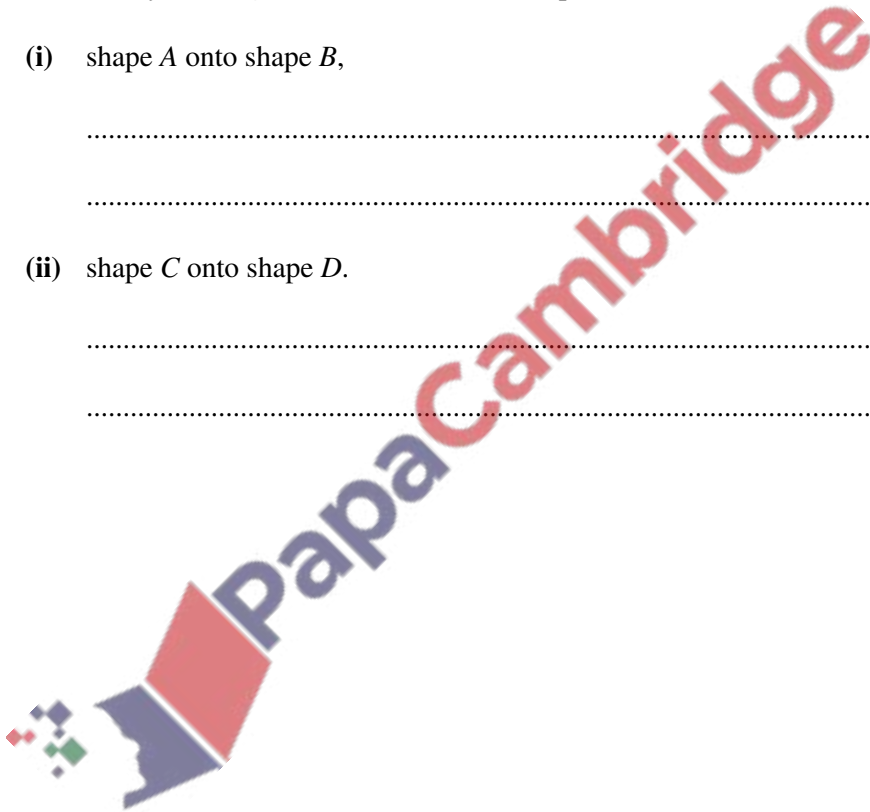
(i) shape A onto shape B ,

.....
 [3]

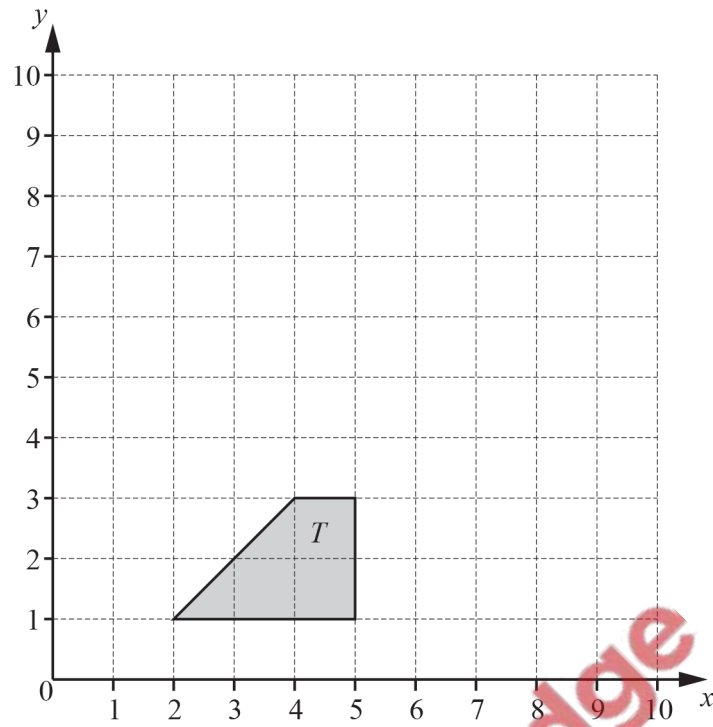
(ii) shape C onto shape D .

.....
 [3]

[Total: 14]



9



- (a) Translate shape T by the vector $\begin{pmatrix} -1 \\ 6 \end{pmatrix}$.

Label the image A .

[2]

- (b) Rotate shape T about the point $(5, 3)$ through 180° .
Label the image B .

[2]

- (c) Describe fully the **single** transformation that maps shape A onto shape B .

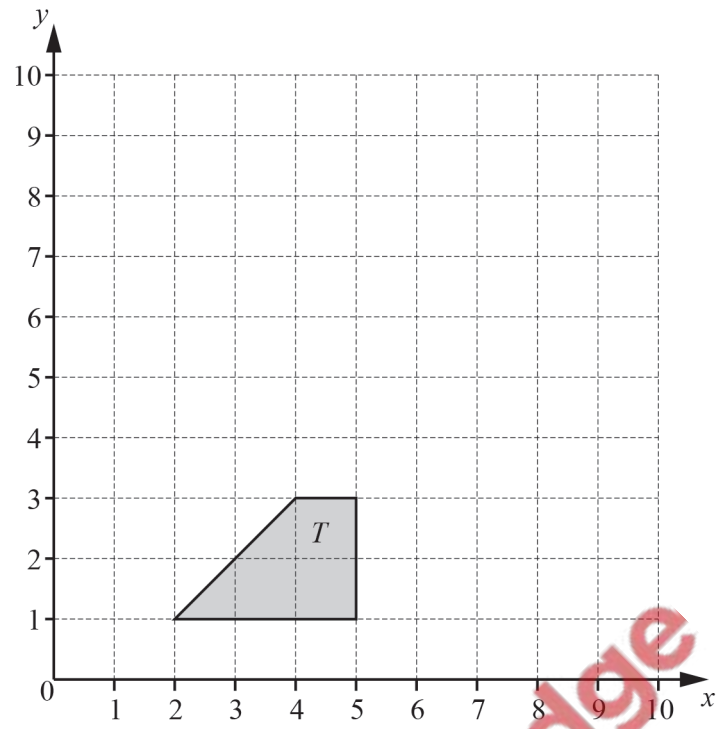
.....

.....

[3]

[Total: 7]

10



Reflect shape T in the line $y = x$.

[2]

[Total: 2]

