



Cambridge O Level

CANDIDATE NAME



CENTRE NUMBER

--	--	--	--	--

CANDIDATE NUMBER

--	--	--	--



PHYSICS

5054/21

Paper 2 Theory

October/November 2024

1 hour 45 minutes

You must answer on the question paper.

No additional materials are needed.

INSTRUCTIONS

- Answer **all** questions.
- Use a black or dark blue pen. You may use an HB pencil for any diagrams or graphs.
- Write your name, centre number and candidate number in the boxes at the top of the page.
- Write your answer to each question in the space provided.
- Do **not** use an erasable pen or correction fluid.
- Do **not** write on any bar codes.
- You may use a calculator.
- You should show all your working and use appropriate units.
- Take the weight of 1.0 kg to be 9.8 N (acceleration of free fall = 9.8 m/s^2).

INFORMATION

- The total mark for this paper is 80.
- The number of marks for each question or part question is shown in brackets [].

This document has **16** pages. Any blank pages are indicated.





1 A trolley of mass 0.20 kg is at rest on a frictionless surface.

A block of wood is attached to the trolley.

The volume of the block of wood is 0.0012 m³, and the density of the wood is 650 kg/m³.

(a) Calculate the combined mass of the trolley and block.

combined mass = kg [2]

(b) Fig. 1.1 shows that a student attaches a spring of spring constant 14 N/m to the front of the trolley.

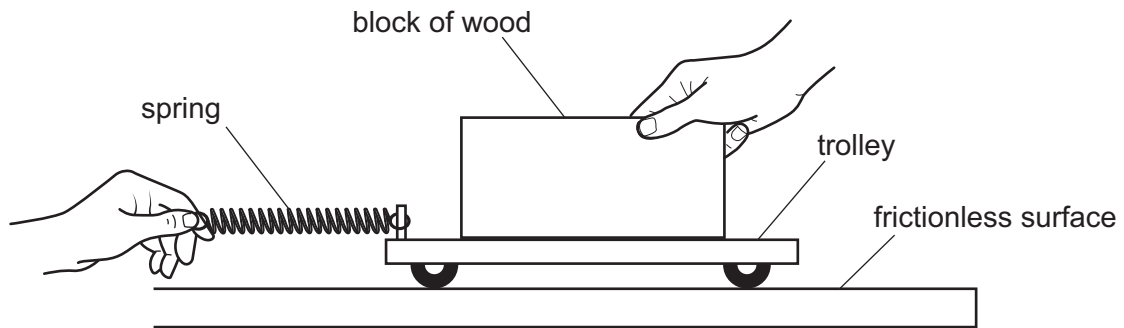


Fig. 1.1

The student holds the trolley and block and stretches the spring. He releases the trolley and block. The trolley and block accelerate from rest.

As the trolley and block accelerate, the student keeps the extension of the spring at 0.035 m.

(i) Calculate the force exerted by the spring on the trolley.

force = N [2]

(ii) The trolley and block are pulled a distance of 0.86 m by the spring.

Calculate the work done on the trolley.

work done = J [2]

DO NOT WRITE IN THIS MARGIN





(iii) Explain why the power transferred to the trolley and block increases as the speed increases.

.....
.....
..... [2]

[Total: 8]

DO NOT WRITE IN THIS MARGIN





2 A student makes a ball from modelling clay. The ball has a mass of 0.20 kg. She drops the ball from a height of 40 m above the ground.

(a) (i) Calculate the initial gravitational potential energy of the ball.

gravitational potential energy = J [2]

(ii) Calculate the speed of the ball immediately before the ball hits the ground.

Ignore the effect of air resistance.

speed = m/s [3]

(b) When the ball hits the ground, it stops moving.

The kinetic energy of the ball is transferred to internal energy.

The temperature of the ball increases.

(i) The specific heat capacity of modelling clay is 1400 J/(kg °C).

Calculate the maximum possible temperature increase of the ball. Show your working.

temperature increase = °C [2]

(ii) Suggest **one** reason why the actual temperature increase of the ball may be smaller than the value calculated in (b)(i).

.....
.....
..... [1]

[Total: 8]

DO NOT WRITE IN THIS MARGIN

DO NOT WRITE IN THIS MARGIN

DO NOT WRITE IN THIS MARGIN

DO NOT WRITE IN THIS MARGIN

DO NOT WRITE IN THIS MARGIN



* 00080000005 *



5



BLANK PAGE

DO NOT WRITE IN THIS MARGIN





- 3 Fig. 3.1 shows gas at room temperature. The gas is trapped in a metal cylinder by a metal piston fixed in position.

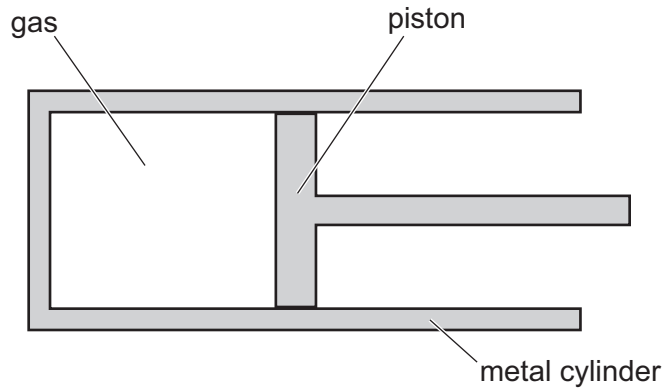


Fig. 3.1

The metal cylinder is immersed in boiling water and the temperature of the trapped gas increases.

- (a) Explain, in terms of electrons and the atoms of the metal, how thermal energy is transferred through the walls of the metal cylinder.

.....

.....

.....

.....

.....

.....

..... [3]

DO NOT WRITE IN THIS MARGIN

DO NOT WRITE IN THIS MARGIN

DO NOT WRITE IN THIS MARGIN

DO NOT WRITE IN THIS MARGIN

DO NOT WRITE IN THIS MARGIN





(b) The piston is fixed in position so the pressure of the gas increases as the temperature of the gas increases.

(i) State what happens to the motion of the particles of the gas as the temperature increases.

.....
..... [1]

(ii) Explain, in terms of the particles of the gas, why the pressure the gas exerts on the walls of the metal cylinder increases as the temperature increases.

.....
.....
.....
.....
..... [3]

(c) The gas in the cylinder reaches a temperature of 100 °C.

The piston is released and moves to the right. The temperature remains at 100 °C.

The pressure of the gas now decreases.

(i) Explain, in terms of the particles of the gas, why the pressure of the gas now decreases.

.....
.....
..... [1]

(ii) Eventually, the piston stops moving.

Explain why.

.....
.....
.....
..... [2]

[Total: 10]

DO NOT WRITE IN THIS MARGIN

DO NOT WRITE IN THIS MARGIN

DO NOT WRITE IN THIS MARGIN

DO NOT WRITE IN THIS MARGIN

DO NOT WRITE IN THIS MARGIN





4 A student directs a beam of white light from a filament lamp towards a glass prism in a dark room.

Fig. 4.1 shows the beam of white light incident on the left-hand side of the glass prism.

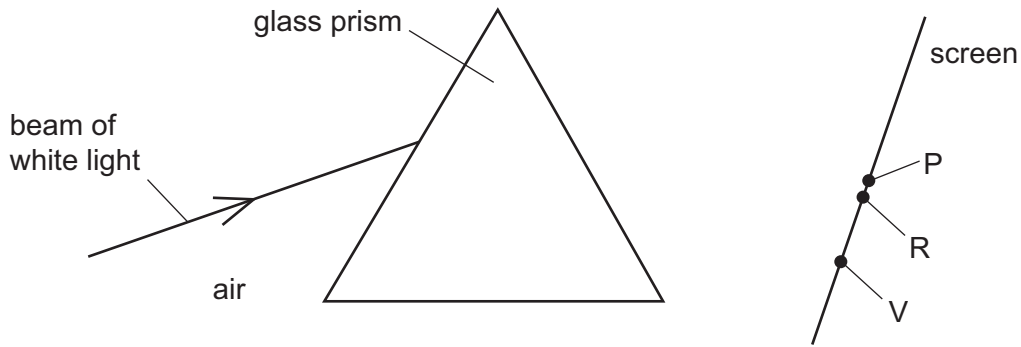


Fig. 4.1

A screen is placed to the right of the glass prism. Red light is observed at point R on the screen and violet light is observed at point V.

(a) Draw on Fig. 4.1 to show the paths of the red light and the violet light between the left-hand side of the prism and the screen at point R and point V. [2]

(b) State what these observations show about the change in speed of red light and change in speed of violet light as each enters the glass from the air.

.....

.....

..... [2]

(c) Five other colours of light appear on the screen between the red light at point R and the violet light at point V.

(i) State the names of the five colours and list them in the correct order from red to violet.
red **violet** [2]

(ii) State how the frequency and the wavelength of the coloured light change going from red light to violet light.

frequency

wavelength [1]

(d) On Fig. 4.1, point P is shown immediately next to point R.

No light is observed at point P, but a detector at point P registers radiation reaching the detector.

State which region of the electromagnetic spectrum is detected at point P.
..... [1]

[Total: 8]





5 Ultrasound is a longitudinal wave which cannot be heard by humans as the frequency of ultrasound is too high.

(a) Ultrasound waves **cannot** travel in a vacuum.

Explain why.

.....
.....
..... [2]

(b) Describe how a longitudinal wave differs from a transverse wave.

.....
.....
.....
..... [2]

(c) An ultrasound transmitter used for a medical scan produces an ultrasound wave of frequency 8.4 MHz.

In soft human tissue, ultrasound travels at 1500 m/s.

(i) Calculate the wavelength of this ultrasound wave in soft human tissue.

wavelength = m [3]

(ii) The ultrasound wave passes from the soft tissue into bone where the speed of the ultrasound wave is greater than 1500 m/s.

State what happens to the frequency and to the wavelength of the ultrasound wave as it passes into the bone.

frequency

wavelength

[2]

[Total: 9]



DO NOT WRITE IN THIS MARGIN



6 A bar magnet can rotate freely around a thin rod through its centre.

The bar magnet is at rest on a frictionless horizontal surface in a laboratory which is shielded from the Earth's magnetic field.

(a) State a substance from which the bar magnet could be made.

..... [1]

(b) The thin rod is perpendicular to the top and bottom surfaces of the bar magnet.

Fig. 6.1 shows a view from above of the bar magnet with the N pole, the S pole and the thin rod labelled.

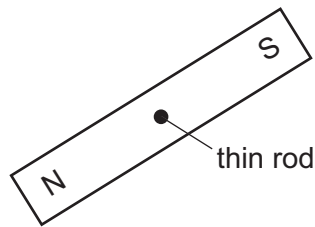


Fig. 6.1 (viewed from above)

Draw on Fig. 6.1 to show the pattern and the direction of the magnetic field around the bar magnet. [3]

DO NOT WRITE IN THIS MARGIN

DO NOT WRITE IN THIS MARGIN

DO NOT WRITE IN THIS MARGIN

DO NOT WRITE IN THIS MARGIN

DO NOT WRITE IN THIS MARGIN





- (c) An electromagnet is switched on and a strong magnetic field is created around the bar magnet.

Fig. 6.2 shows that the direction of the strong magnetic field due to the electromagnet is from left to right across the page.

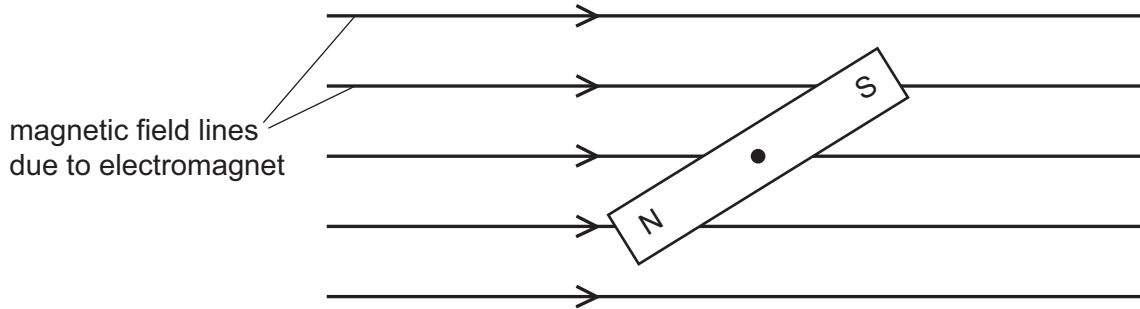


Fig. 6.2

- (i) Draw arrows on Fig. 6.2 to show the direction of the horizontal forces that act on the poles of the bar magnet. [2]
- (ii) Describe and explain what happens to the bar magnet when the electromagnet is switched on.

.....

.....

.....

.....

.....

.....

..... [3]

[Total: 9]

DO NOT WRITE IN THIS MARGIN





7 A filament lamp connected to a 12V power supply transfers 24 W of power.

(a) Calculate:

(i) the current in the lamp

current = A [2]

(ii) the resistance of the lamp in this circuit.

resistance = Ω [2]

(b) A student has a battery of electromotive force (e.m.f.) 12V.

The student uses the battery in a circuit with the 12V filament lamp to obtain a range of suitable readings and plots the current–voltage graph for the lamp.

(i) Fig. 7.1 shows the battery and the filament lamp.

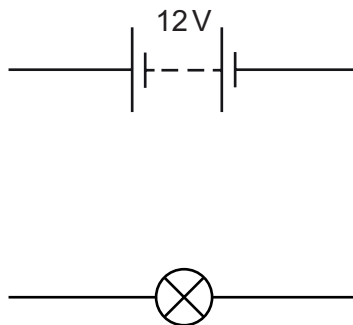


Fig. 7.1

On Fig. 7.1, complete the circuit diagram of a suitable circuit.

You will need to add additional components.

[2]





(ii) On Fig. 7.2, draw the shape of the current–voltage graph for the filament lamp.

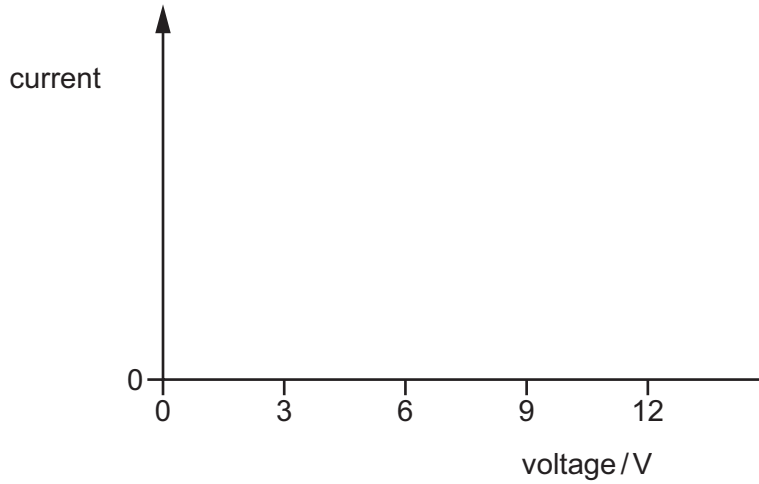


Fig. 7.2

[2]

(iii) State what happens to the resistance of a filament lamp as the applied voltage increases and explain **one** reason for this happening.

.....

.....

..... [2]

[Total: 10]

DO NOT WRITE IN THIS MARGIN





8 The nuclide notation for the radioactive isotope hydrogen-3 is ${}^3_1\text{H}$.

(a) Explain why hydrogen-3 **cannot** decay by the emission of alpha particles.

.....
..... [1]

(b) Hydrogen-3 decays by the emission of beta particles to an isotope of a different element. This element is represented in the equation by Q.

(i) Complete the nuclide equation for the decay of hydrogen-3.



[3]

(ii) State the name of the element represented by Q.

..... [1]

(c) The half-life of hydrogen-3 is 12 years.

(i) Define 'half-life'.

.....
.....
..... [2]

(ii) A sample of hydrogen-3 is placed on a laboratory bench next to a Geiger-Müller tube and counter.

The count rate is recorded at the same time on four successive days.

Table 8.1 shows the count rates obtained.

Table 8.1

day	1	2	3	4
$\frac{\text{count rate}}{\text{counts/s}}$	98	89	93	85

State why the count rate decreases and increases.

.....
..... [1]

[Total: 8]





9 A stable star in a distant galaxy has a mass that is more than 15 times the mass of the Sun.

(a) (i) State the name of the nuclear reaction that occurs at the centre of the star and describe this nuclear reaction.

.....
.....
.....
.....
..... [3]

(ii) Explain how this nuclear reaction helps to keep the star stable.

.....
.....
..... [3]

(b) As a massive star approaches the end of its life, it stops being stable and becomes a red supergiant.

(i) State why the nuclear reaction can no longer keep the star stable.

.....
..... [1]

(ii) Describe what then happens to the red supergiant.

.....
.....
.....
..... [3]

[Total: 10]



DO NOT WRITE IN THIS MARGIN



BLANK PAGE

DO NOT WRITE IN THIS MARGIN

DO NOT WRITE IN THIS MARGIN

DO NOT WRITE IN THIS MARGIN

DO NOT WRITE IN THIS MARGIN

DO NOT WRITE IN THIS MARGIN

Permission to reproduce items where third-party owned material protected by copyright is included has been sought and cleared where possible. Every reasonable effort has been made by the publisher (UCLES) to trace copyright holders, but if any items requiring clearance have unwittingly been included, the publisher will be pleased to make amends at the earliest possible opportunity.

To avoid the issue of disclosure of answer-related information to candidates, all copyright acknowledgements are reproduced online in the Cambridge Assessment International Education Copyright Acknowledgements Booklet. This is produced for each series of examinations and is freely available to download at www.cambridgeinternational.org after the live examination series.

Cambridge Assessment International Education is part of Cambridge Assessment. Cambridge Assessment is the brand name of the University of Cambridge Local Examinations Syndicate (UCLES), which is a department of the University of Cambridge.

