



# Cambridge IGCSE™

CANDIDATE NAME



CENTRE NUMBER

--	--	--	--	--

CANDIDATE NUMBER

--	--	--	--



**PHYSICAL SCIENCE**

**0652/31**

Paper 3 Theory (Core)

**October/November 2024**

**1 hour 15 minutes**

You must answer on the question paper.

No additional materials are needed.

## INSTRUCTIONS

- Answer **all** questions.
- Use a black or dark blue pen. You may use an HB pencil for any diagrams or graphs.
- Write your name, centre number and candidate number in the boxes at the top of the page.
- Write your answer to each question in the space provided.
- Do **not** use an erasable pen or correction fluid.
- Do **not** write on any bar codes.
- You may use a calculator.
- You should show all your working and use appropriate units.

## INFORMATION

- The total mark for this paper is 80.
- The number of marks for each question or part question is shown in brackets [ ].
- The Periodic Table is printed in the question paper.

This document has **24** pages. Any blank pages are indicated.





1 (a) A list of atoms and ions is shown.

**Al**    **C**    **Ca<sup>2+</sup>**    **Cl<sup>-</sup>**    **Cu**    **Fe**    **K<sup>+</sup>**    **Mg**

Use the symbols of the atoms or ions to answer the questions that follow.

Each symbol may be used once, more than once or not at all.

State which atom or ion:

(i) is used in food containers because of its resistance to corrosion

..... [1]

(ii) is extracted from the ore bauxite by electrolysis

..... [1]

(iii) burns with a lilac flame

..... [1]

(iv) is a non-metal with two electron shells

..... [1]

(v) has the same number of electrons in its outer shell as argon

..... [1]

(vi) is a metal that is less reactive than hydrogen.

..... [1]

(b) Ammonia, NH<sub>3</sub>, is a covalent molecule.

Complete Fig. 1.1 to show the dot-and-cross diagram for a molecule of NH<sub>3</sub>.

Show outer shell electrons only.

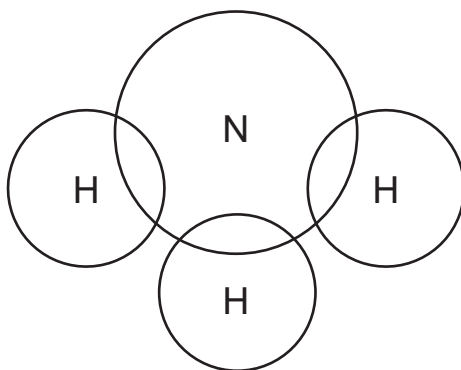


Fig. 1.1

[2]





(c) Describe a test for ammonia gas and state the observation if ammonia is present.

test .....

observation .....

.....

[2]

[Total: 10]

DO NOT WRITE IN THIS MARGIN





2 A cyclist starts from rest.

She travels with constant acceleration for 5.0 s and reaches a speed of 10 m/s. She travels a distance of 25 m while accelerating.

The cyclist continues at 10 m/s for a further 30 s.

(a) Calculate the distance the cyclist travels while moving at 10 m/s for 30 s.

distance = ..... m [2]

(b) On Fig. 2.1, plot a speed–time graph of the motion of the cyclist.

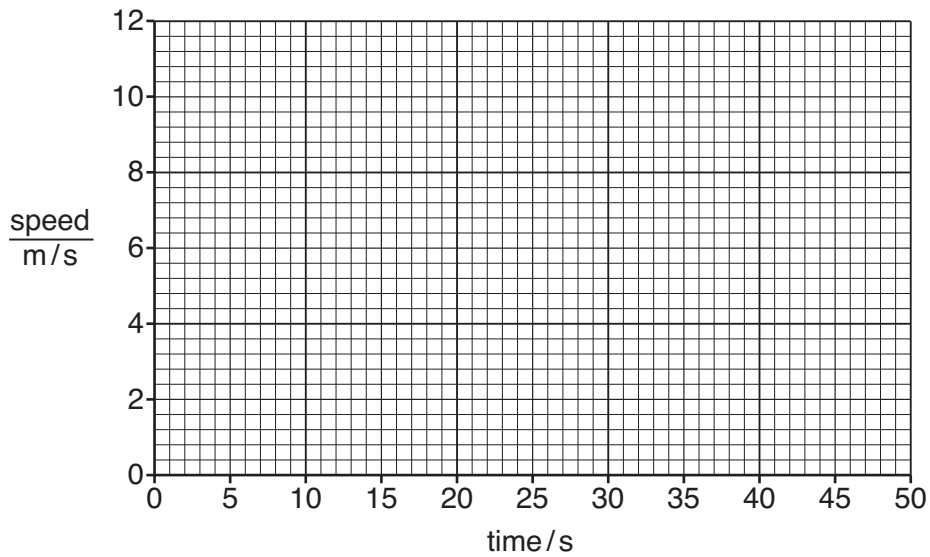


Fig. 2.1

[2]

(c) On your graph in Fig. 2.1, shade the area which represents the 25 m the cyclist travels while accelerating. [1]





(d) Another cyclist travels 50 m in 10 s while accelerating.  
He travels a further 400 m in 50 s at constant speed.  
Calculate the average speed of the cyclist.

average speed = ..... m/s [2]

[Total: 7]



DO NOT WRITE IN THIS MARGIN





3 (a) Fig. 3.1 shows an isotope of silicon.



Fig. 3.1

(i) Define the term isotopes.

.....

.....

.....

..... [2]

(ii) Determine the number of protons in the isotope in Fig. 3.1.

..... [1]

(iii) Determine the number of neutrons in the isotope in Fig. 3.1.

..... [1]

(b) Complete Table 3.1.

Table 3.1

particle	relative charge	relative mass
proton		
neutron		
electron		

[3]

(c) Silicon is used with aluminium to form an alloy.

(i) Circle the term that best describes an alloy.

**element**      **compound**      **mixture**      **pure**      **solvent**

[1]

(ii) Complete the sentence.

An alloy of aluminium is used instead of pure aluminium because the properties of the alloy are .....

[1]

[Total: 9]



DO NOT WRITE IN THIS MARGIN



- 4 (a) A crane lifts a large bucket containing concrete.  
 The volume of the concrete is  $2.0 \text{ m}^3$ .  
 The density of the concrete is  $2600 \text{ kg/m}^3$ .

Calculate the mass of the concrete.

mass = ..... kg [2]

- (b) Calculate the weight of a 55 kg concrete block.

[ $g = 10 \text{ N/kg}$ ]

weight = ..... N [1]

- (c) The energy supplied to the electric motor of the crane to lift a load is 20 000 J.

The gravitational potential energy of the load increases by 14 000 J.

- (i) Explain how this information indicates that the crane is **not** 100% efficient.

.....  
 ..... [1]

- (ii) Circle the phrase in the list which correctly completes the sentence.

**more energy**      **more force**      **more power**      **more resistance**

To lift the same load in less time, the electric motor of the crane needs \_\_\_\_\_ .  
 [1]







(d) Fig. 4.1 shows a crane which moves a load (L) from P to Q.

The crane has a counterweight (C).

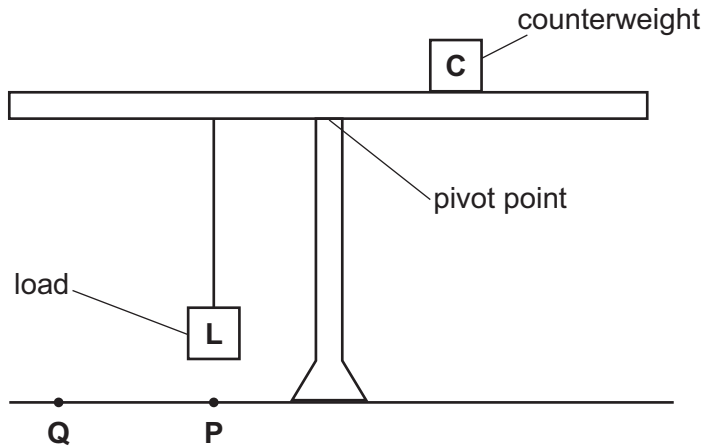


Fig. 4.1

The load is moved from P to Q.

Counterweight C is moved to the right to stop the crane falling over.

Explain in terms of moments why the counterweight is moved to the right.

explanation .....

.....

.....

..... [2]

[Total: 7]

DO NOT WRITE IN THIS MARGIN





5 Fig. 5.1 shows a microwave oven with food inside.

A microwave oven uses microwaves to cook food.




Fig. 5.1

(a) (i) Name the type of electromagnetic radiation which passes through the window so you can see the food cooking.

..... [1]

(ii) The food is too hot to eat and is allowed to cool for several minutes.

Name the type of electromagnetic radiation which is emitted by the food as it cools.

..... [1]

(b) Some hot food is put onto a cold plate. Several minutes later the plate is hot.

State and describe the process which causes the plate to become hot.

.....  
.....  
.....  
..... [2]

DO NOT WRITE IN THIS MARGIN





(c) (i) Fig. 5.2 shows a liquid-in-glass thermometer.

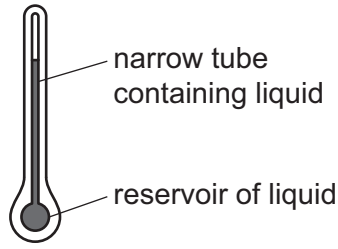


Fig. 5.2

Explain why the level of the liquid in the narrow tube changes when the thermometer is put in hot food.

.....

.....

.....

..... [2]

(ii) Another thermometer has a smaller reservoir of liquid than shown in Fig. 5.2. The diameter of the narrow tube is the same as shown in Fig. 5.2. This thermometer is put into the same hot food.

Predict the difference, if any, in the level of liquid in the narrow tube of this thermometer.

.....

..... [1]

[Total: 7]

DO NOT WRITE IN THIS MARGIN





BLANK PAGE

DO NOT WRITE IN THIS MARGIN

DO NOT WRITE IN THIS MARGIN

DO NOT WRITE IN THIS MARGIN

DO NOT WRITE IN THIS MARGIN

DO NOT WRITE IN THIS MARGIN





6 (a) Fig. 6.1 shows the apparatus used for the electrolysis of an aqueous solution.

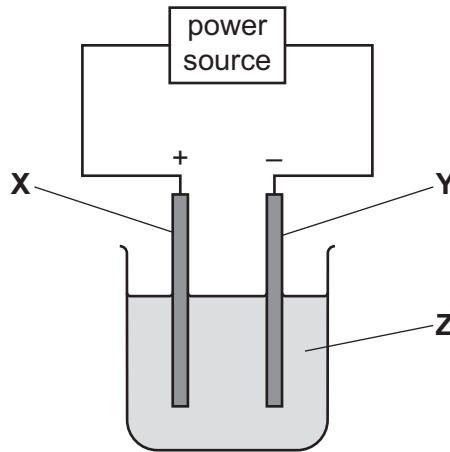


Fig. 6.1

(i) State the names of X, Y and Z.

X .....

Y .....

Z .....

[2]

(ii) Fig. 6.1 shows the electrolysis of an **aqueous** solution.

Circle the **other** type of substance that can be electrolysed.

gas                       molten                       solid

[1]

(iii) Name a suitable inert material to use for X and Y.

..... [1]

(b) A gas is produced during the electrolysis shown in Fig. 6.1.

Describe the observation that shows a gas is produced.

.....

..... [1]

[Total: 5]



DO NOT WRITE IN THIS MARGIN



7 (a) Fig. 7.1 shows an electromagnet. It consists of a core inside a coil made from turns of wire.

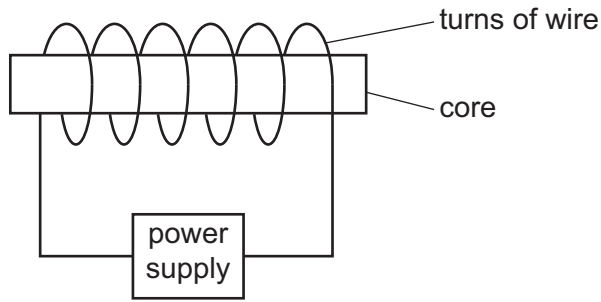


Fig. 7.1

(i) Circle **one** material from the list which makes the best core for the electromagnet.

- air                  aluminium                  soft iron                  steel                  zinc

[1]

(ii) The best core for the electromagnet is chosen.

State **two** changes that increase the strength of the magnetic field of the electromagnet.

- 1 .....
- .....
- 2 .....
- .....

[2]

DO NOT WRITE IN THIS MARGIN

DO NOT WRITE IN THIS MARGIN

DO NOT WRITE IN THIS MARGIN

DO NOT WRITE IN THIS MARGIN

DO NOT WRITE IN THIS MARGIN





(b) The electromagnet is used to make a loudspeaker, as shown in Fig. 7.2.

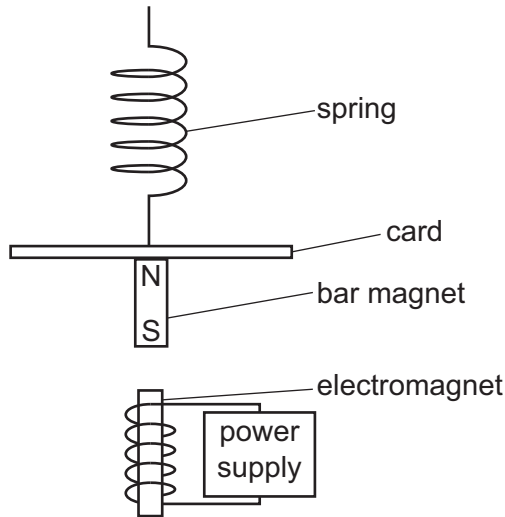


Fig. 7.2

A bar magnet is attached to a card.

The card hangs from a spring.

The electromagnet is a small distance below the bar magnet.

(i) There is a small current in the electromagnet. The card moves down a short distance.

Suggest how the card moves when the current in the electromagnet is:

increased .....

in the opposite direction. ....

[1]

(ii) A person hears the sound from the loudspeaker in Fig. 7.2.

Put the statements in the correct order, 1 to 4, to describe how the person hears the sound.

The sound wave makes the ear drum vibrate.

The card makes the air vibrate.

The electromagnet makes the bar magnet and card move up and down.

The vibrations in the air travel as a sound wave.

order

[2]

(c) State the lowest frequency that is audible to a healthy human ear.

..... Hz [1]

[Total: 7]

[Turn over]



DO NOT WRITE IN THIS MARGIN



8 (a) Fig. 8.1 shows an apparatus used in an industrial process.

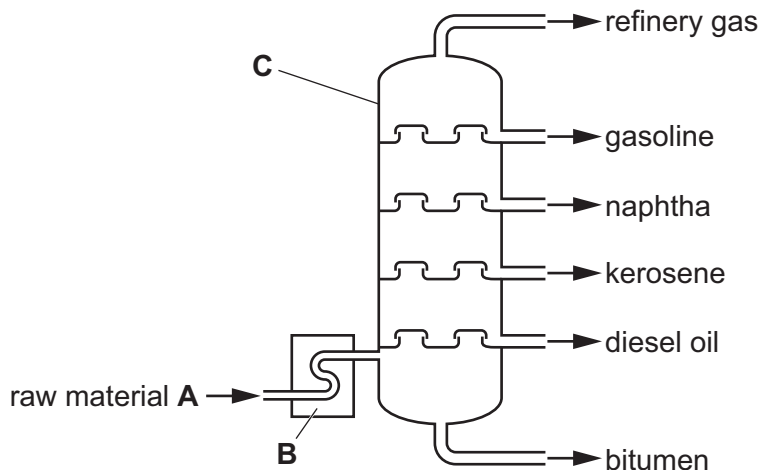


Fig. 8.1

(i) The raw material labelled **A** is a mixture of hydrocarbons.

Explain what is meant by hydrocarbon.

.....  
 ..... [2]

(ii) Name the raw material labelled **A**.

..... [1]

(iii) Tick (✓) the process that happens in **B**.

- cooling
- decomposition
- dissolving
- heating

[1]

(iv) Name the method of separation that happens in **C**.

..... [1]

(v) State **one** use for bitumen.

..... [1]







(b) Gasoline is a carbon-containing substance. Gasoline is a fuel.

Explain why the complete combustion of gasoline is a concern.

.....  
.....  
.....  
..... [2]

(c) Name a fuel that does **not** contain carbon.

..... [1]

[Total: 9]

DO NOT WRITE IN THIS MARGIN





9 (a) Fig. 9.1 shows two plastic rods, **A** and **B**.

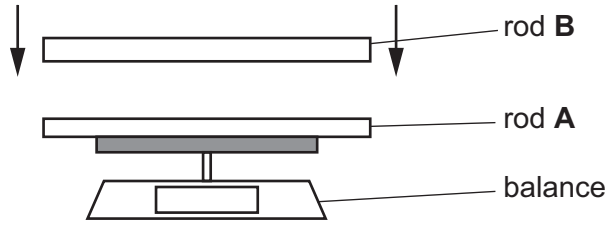


Fig. 9.1

Rod **A** is on a balance.  
Rod **B** is moved closer to rod **A**.

Complete Table 9.1 to show how different charges on rods **A** and **B** change the reading on the balance when rod **B** is moved closer to rod **A**.

Only use the words **decrease**, **increase**, **unchanged**.

Table 9.1

charge on rod <b>A</b>	charge on rod <b>B</b>	change in reading on the balance
neutral	neutral	
positive	negative	
negative	positive	
positive	positive	

[2]

(b) A plastic rod is rubbed with a cloth. The rod becomes negatively charged.

Explain in terms of particles how the rod becomes negatively charged.

.....

.....

.....

..... [2]

(c) A metal rod is rubbed with a cloth.

Suggest why the metal rod does **not** become charged.

.....

..... [1]

[Total: 5]





10 Iron is a metal.

(a) (i) State the conditions needed for iron to rust.

.....  
..... [2]

(ii) State a barrier method which prevents rusting.

..... [1]

(b) Fig. 10.1 shows the order of metals in the reactivity series.

Write an **X** to show the position of iron in the reactivity series.

potassium

sodium

calcium

magnesium

aluminium

zinc

copper

Fig. 10.1

[1]

(c) Write a word equation for the reaction of iron with dilute hydrochloric acid.

..... [2]

(d) Steel is made from iron.

State **one** use for mild steel.

..... [1]

[Total: 7]

DO NOT WRITE IN THIS MARGIN





11 (a) Some nuclei undergo radioactive decay.

State what is meant by radioactive decay.

.....

.....

..... [2]

(b) An isotope of radon has a half-life of 2 hours.

Tick (✓) the **two** correct statements about the nuclei in a sample of this isotope of radon.

All the nuclei decay in 2 hours.

All the nuclei decay in 4 hours.

Any one nucleus can decay at any time.

Half the nuclei decay in 2 hours.

[2]

(c) Alpha-particles, beta-particles and gamma-rays have different penetrating abilities.

(i) Name a material that absorbs alpha-particles but **not** beta-particles.

..... [1]

(ii) Name a material that absorbs alpha-particles and beta-particles but **not** gamma-rays.

..... [1]

(d) Name **one** method of detecting ionising radiation.

..... [1]

[Total: 7]

DO NOT WRITE IN THIS MARGIN

DO NOT WRITE IN THIS MARGIN

DO NOT WRITE IN THIS MARGIN

DO NOT WRITE IN THIS MARGIN

DO NOT WRITE IN THIS MARGIN





BLANK PAGE

DO NOT WRITE IN THIS MARGIN







**BLANK PAGE**

DO NOT WRITE IN THIS MARGIN

---

Permission to reproduce items where third-party owned material protected by copyright is included has been sought and cleared where possible. Every reasonable effort has been made by the publisher (UCLES) to trace copyright holders, but if any items requiring clearance have unwittingly been included, the publisher will be pleased to make amends at the earliest possible opportunity.

To avoid the issue of disclosure of answer-related information to candidates, all copyright acknowledgements are reproduced online in the Cambridge Assessment International Education Copyright Acknowledgements Booklet. This is produced for each series of examinations and is freely available to download at [www.cambridgeinternational.org](http://www.cambridgeinternational.org) after the live examination series.

Cambridge Assessment International Education is part of Cambridge Assessment. Cambridge Assessment is the brand name of the University of Cambridge Local Examinations Syndicate (UCLES), which is a department of the University of Cambridge.





The Periodic Table of Elements

		Group															
I	II	III	IV	V	VI	VII	VIII					VIII					
3 <b>Li</b> lithium 7	4 <b>Be</b> beryllium 9	1 <b>H</b> hydrogen 1	5 <b>B</b> boron 11	6 <b>C</b> carbon 12	7 <b>N</b> nitrogen 14	8 <b>O</b> oxygen 16	9 <b>F</b> fluorine 19	10 <b>Ne</b> neon 20	11 <b>Na</b> sodium 23	12 <b>Mg</b> magnesium 24	13 <b>Al</b> aluminium 27	14 <b>Si</b> silicon 28	15 <b>P</b> phosphorus 31	16 <b>S</b> sulfur 32	17 <b>Cl</b> chlorine 35.5	18 <b>Ar</b> argon 40	
19 <b>K</b> potassium 39	20 <b>Ca</b> calcium 40	21 <b>Sc</b> scandium 45	22 <b>Ti</b> titanium 48	23 <b>V</b> vanadium 51	24 <b>Cr</b> chromium 52	25 <b>Mn</b> manganese 55	26 <b>Fe</b> iron 56	27 <b>Co</b> cobalt 59	28 <b>Ni</b> nickel 59	29 <b>Cu</b> copper 64	30 <b>Zn</b> zinc 65	31 <b>Ga</b> gallium 70	32 <b>Ge</b> germanium 73	33 <b>As</b> arsenic 75	34 <b>Se</b> selenium 79	35 <b>Br</b> bromine 80	36 <b>Kr</b> krypton 84
37 <b>Rb</b> rubidium 85	38 <b>Sr</b> strontium 88	39 <b>Y</b> yttrium 89	40 <b>Zr</b> zirconium 91	41 <b>Nb</b> niobium 93	42 <b>Mo</b> molybdenum 96	43 <b>Tc</b> technetium —	44 <b>Ru</b> ruthenium 101	45 <b>Rh</b> rhodium 103	46 <b>Pd</b> palladium 106	47 <b>Ag</b> silver 108	48 <b>Cd</b> cadmium 112	49 <b>In</b> indium 115	50 <b>Sn</b> tin 119	51 <b>Sb</b> antimony 122	52 <b>Te</b> tellurium 128	53 <b>I</b> iodine 127	54 <b>Xe</b> xenon 131
55 <b>Cs</b> caesium 133	56 <b>Ba</b> barium 137	57–71 lanthanoids	72 <b>Hf</b> hafnium 178	73 <b>Ta</b> tantalum 181	74 <b>W</b> tungsten 184	75 <b>Re</b> rhenium 186	76 <b>Os</b> osmium 190	77 <b>Ir</b> iridium 192	78 <b>Pt</b> platinum 195	79 <b>Au</b> gold 197	80 <b>Hg</b> mercury 201	81 <b>Tl</b> thallium 204	82 <b>Pb</b> lead 207	83 <b>Bi</b> bismuth 209	84 <b>Po</b> polonium —	85 <b>At</b> astatine —	86 <b>Rn</b> radon —
87 <b>Fr</b> francium —	88 <b>Ra</b> radium —	89–103 actinoids	104 <b>Rf</b> rutherfordium —	105 <b>Db</b> dubnium —	106 <b>Sg</b> seaborgium —	107 <b>Bh</b> bohrium —	108 <b>Hs</b> hassium —	109 <b>Mt</b> meitnerium —	110 <b>Ds</b> darmstadtium —	111 <b>Rg</b> roentgenium —	112 <b>Cn</b> copernicium —	113 <b>Nh</b> nihonium —	114 <b>Fl</b> flerovium —	115 <b>Mc</b> moscovium —	116 <b>Lv</b> livermorium —	117 <b>Ts</b> tennessine —	118 <b>Og</b> oganeson —

Key

atomic number  
atomic symbol  
name  
relative atomic mass

57 <b>La</b> lanthanum 139	58 <b>Ce</b> cerium 140	59 <b>Pr</b> praseodymium 141	60 <b>Nd</b> neodymium 144	61 <b>Pm</b> promethium —	62 <b>Sm</b> samarium 150	63 <b>Eu</b> europium 152	64 <b>Gd</b> gadolinium 157	65 <b>Tb</b> terbium 159	66 <b>Dy</b> dysprosium 163	67 <b>Ho</b> holmium 165	68 <b>Er</b> erbium 167	69 <b>Tm</b> thulium 169	70 <b>Yb</b> ytterbium 173	71 <b>Lu</b> lutetium 175
89 <b>Ac</b> actinium —	90 <b>Th</b> thorium 232	91 <b>Pa</b> protactinium 231	92 <b>U</b> uranium 238	93 <b>Np</b> neptunium —	94 <b>Pu</b> plutonium —	95 <b>Am</b> americium —	96 <b>Cm</b> curium —	97 <b>Bk</b> berkelium —	98 <b>Cf</b> californium —	99 <b>Es</b> einsteinium —	100 <b>Fm</b> fermium —	101 <b>Md</b> mendelevium —	102 <b>No</b> nobelium —	103 <b>Lr</b> lawrencium —

lanthanoids

actinoids

The volume of one mole of any gas is 24 dm<sup>3</sup> at room temperature and pressure (r.t.p.).

