

OCR

Oxford Cambridge and RSA


To be opened on receipt

A2 GCE HEALTH AND SOCIAL CARE

F924/01/CS Social Trends

PRE-RELEASE CASE STUDY

June 2015



INSTRUCTIONS TO TEACHERS

- This Case Study **must** be opened and given to candidates on receipt.

INFORMATION FOR CANDIDATES

- You **must** make yourself familiar with the Case Study before you sit the examination.
- You **must not** take your copy of the Case Study or your notes into the examination.
- A clean copy of the Case Study will be issued with the Question Paper.
- This document consists of **4** pages. Any blank pages are indicated.

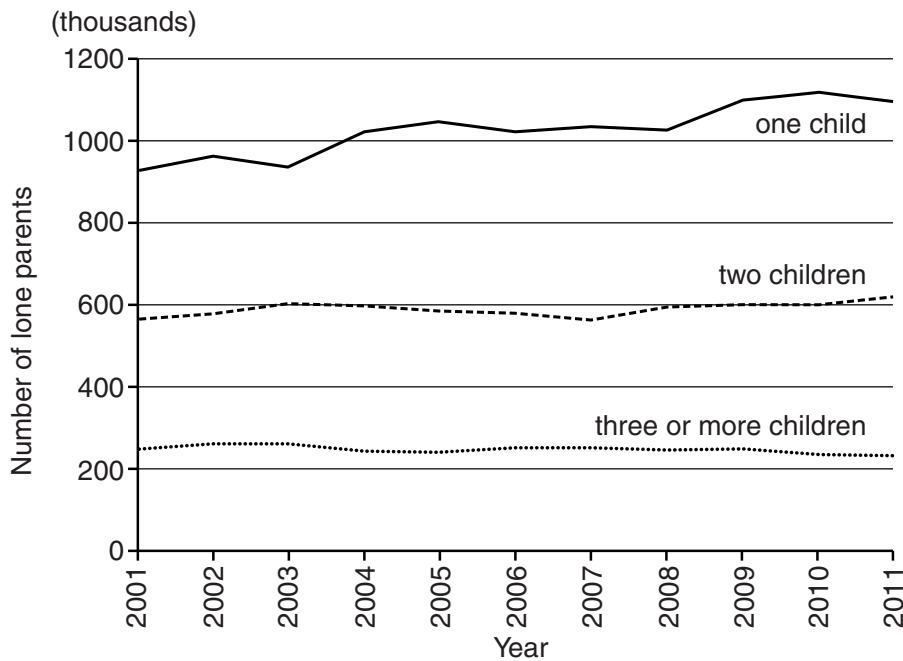
TEXT 1

Single Mother Britain

Britain has more single mothers than any other major country in Europe ... One in 15 homes in this country is headed by lone women with children, with only tiny Estonia having a higher percentage of households composed of single women with children.

Adapted from Source: Steve Doughty, Social Affairs Correspondent, *The Daily Mail*, Sat 02/04/2011

Fig. 1
Lone parents with dependent children by number of dependent children, 2001 to 2011 United Kingdom



Source: Labour Force Survey, Office for National Statistics, www.ons.gov.uk, Families and Households, 2011, released Jan 19 2012

TEXT 2

This report presents statistics on abortions carried out in England and Wales in 2010.

The total number of abortions was 189,574, 0.3% more than in 2009 (189,100) and 8.0% more than in 2000 (175,542).

The age-standardised abortion rate was 17.5 per 1,000 resident women aged 15–44, the same as in 2009, but 3% higher than in 2000 (17.0) and more than double the rate of 8.0 recorded in 1970.

The abortion rate was highest at 33 per 1,000 for women aged 19 and 20, the same as in 2009 and slightly lower than the highest rates in the year 2000 (34 per 1,000 for both 19 and 20 year olds).

The under-16 abortion rate was 3.9 per 1,000 women and the under-18 rate was 16.5 per 1,000 women, both lower than in 2009 (4.0 and 17.6 per 1,000 women respectively) and in the year 2000 (3.9 and 18.3 per 1,000 women respectively).

Source: Department of Health, Abortion Statistics, England and Wales, 2010
Published May 2011

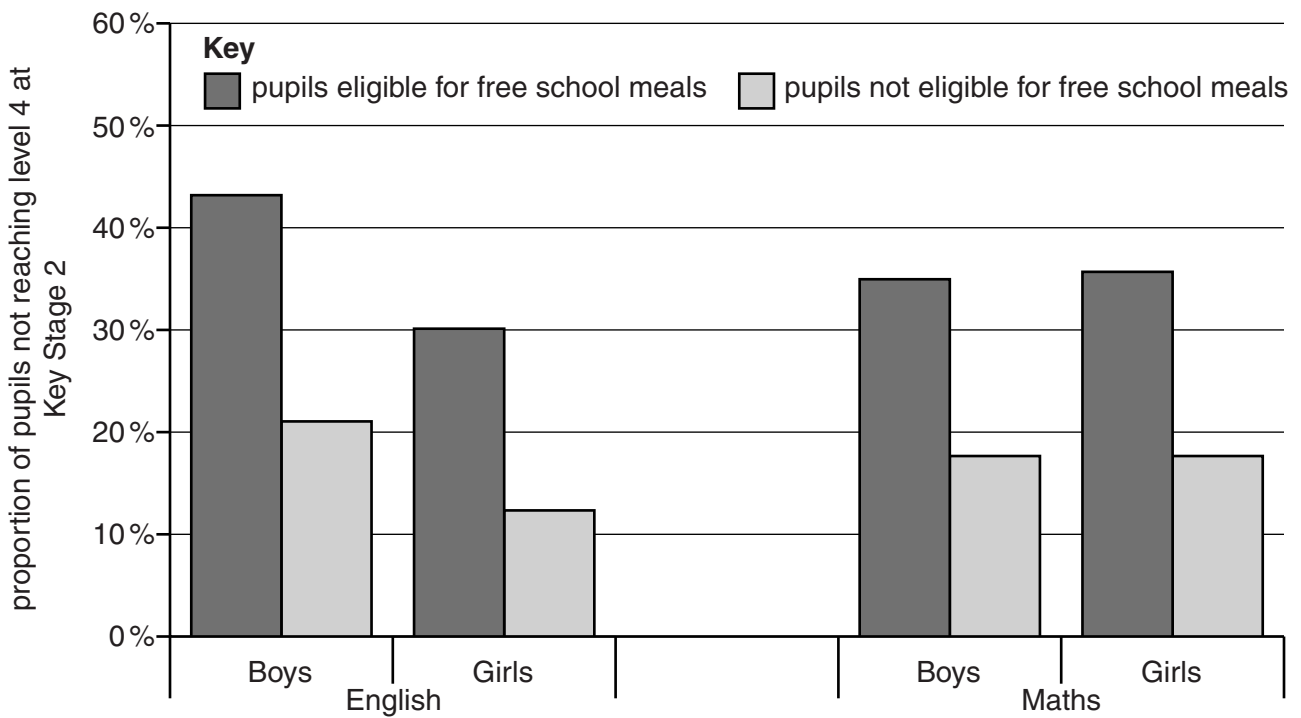
TEXT 3

The death rate in Britain has reached the lowest level on record, as most people now live into their eighties.

The mortality rate for men has fallen by almost a half over the past three decades according to The Office for National Statistics (ONS), and by more than a third for women. The drop is down to better medical care and healthier lifestyles, which has particularly affected the death rate as a result of heart disease.

Adapted from Source: Martin Beckford, Social Affairs Editor, *The Daily Telegraph*, 21/01/2012

Fig. 2
Achievement for 11 year old pupils in literacy and numeracy



Adapted from Source: *National Pupil Database*, DfE, 2010 data, updated Feb 2011, England
www.poverty.org.uk/25/index

TEXT 4

Older mothers and immigrants have been behind the biggest baby boom for almost 40 years, official statistics show...

Foreign-born mothers accounted for 25.1 per cent of births, up from 15.5 per cent in 2000...

Source: Martin Beckford, *The Daily Telegraph*, 14/07/2011, data taken from *Births and Deaths in England and Wales, 2010* Bulletin, ONS

TEXT 5

More than 450,000 extra children will be starting primary school within the next four years, government figures show...

... some areas will see the number of pupils aged five and six rise by 10 per cent.

An emergency £500 million was released last summer to help local authorities provide extra school places.

Source: Victoria Ward, *The Daily Telegraph*, 11/01/2012

Copyright Information

OCR is committed to seeking permission to reproduce all third-party content that it uses in its assessment materials. OCR has attempted to identify and contact all copyright holders whose work is used in this paper. To avoid the issue of disclosure of answer-related information to candidates, all copyright acknowledgements are reproduced in the OCR Copyright Acknowledgements Booklet. This is produced for each series of examinations and is freely available to download from our public website (www.ocr.org.uk) after the live examination series.

If OCR has unwittingly failed to correctly acknowledge or clear any third-party content in this assessment material, OCR will be happy to correct its mistake at the earliest possible opportunity.

For queries or further information please contact the Copyright Team, First Floor, 9 Hills Road, Cambridge CB2 1GE.

OCR is part of the Cambridge Assessment Group; Cambridge Assessment is the brand name of University of Cambridge Local Examinations Syndicate (UCLES), which is itself a department of the University of Cambridge.